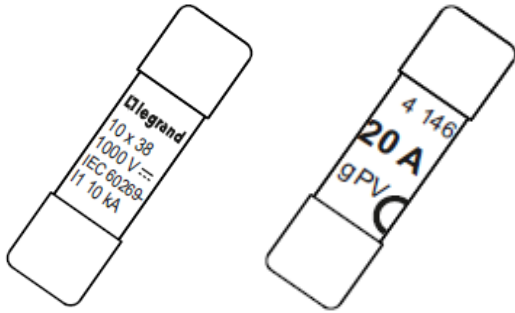


**Fuses for photovoltaic (PV) and direct current (DC) applications**

**Catalogue number(s) : 4146 25/26/27/28/29/30**



CONTENTS	PAGES
1. General characteristics.....	1
2. Dimensions.....	1
3. Technical characteristics.....	1- 2

**1. GENERAL CHARACTERISTICS**

10x38 mm cylindrical fuses for protecting the DC side of photovoltaic (PV) installations and DC lines up to 1000 V DC.

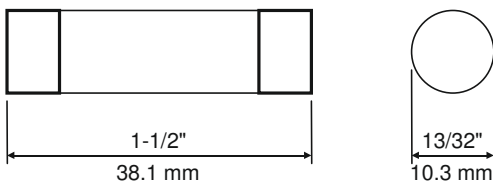
gPV fuses as per IEC 60269-6.

This "Uocstc" voltage (short circuit voltage) must always be greater than the maximum PV generator voltage Uocmax (where Uocmax = k Uocstc) irrespective of the ambient conditions (temperature, sunlight, etc.).

For single crystal or polycrystalline panels, the value of k can be determined using Table 1 in the UTE C 15-712 guide. In the absence of any additional temperature information, the value of k can be taken as equal to 1.2 x Uocstc.

For other solar panel technologies, refer to the manufacturer's recommendations.

**2. DIMENSIONS**

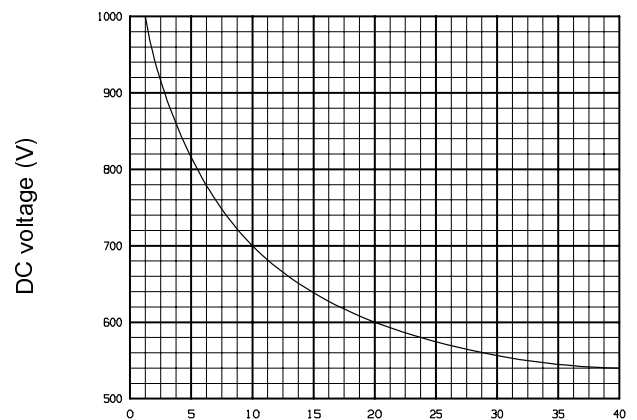
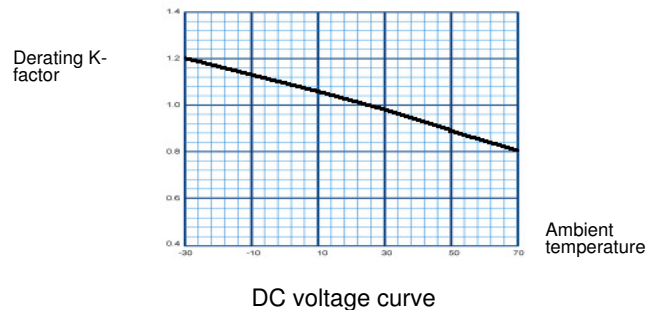


**3. TECHNICAL CHARACTERISTICS**

Cat. No.	Nominal rating (A) (rated current In)	Dissipated power (w) at 0.7 In (at 20°C)
4 146 25	5	0.58
4 146 26	8	0.73
4 146 27	10	0.67
4 146 28	12	0.72
4 146 29	15	0.91
4 146 30	20	1.09

Operating voltage (Ue)	1000 V DC
Min. breaking capacity	1.35 In
Max. short-circuit current (Isc) (max. breaking capacity)	10 kA
Time constant (L/R)	1 ms
Operating temperature	-25°C +60°C
Storage temperature	-30°C +70°C
Dimensions (mm)	10 x 38
Type	DC, gPV

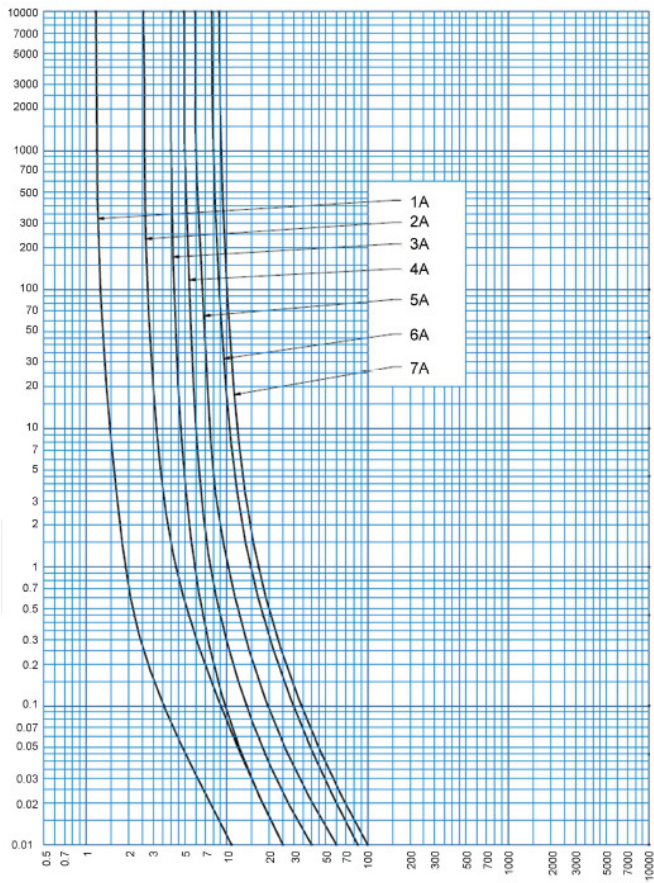
Resistance to low overcurrents: 2 x In (I5: see IEC 60269-6)



L/R time constant (ms): 1 ms  
Conforming to standard IEC60269-1


### Fusion curve

Time in seconds



Intensity in Amperes

Time in seconds



Intensity in Amperes