



CONTENTS	Page
1. General characteristics .....	1
2. Range .....	2
3. Technical characteristics.....	2
4. Dimensions.....	3
5. Fan kit.....	4
6. 19" equipment.....	4

**1. GENERAL CHARACTERISTICS**

Linkeo wall-mounting cabinets are intended for digital infrastructures. Linkeo 19" wall-mounting cabinets are metal and provide IP20 - IK08 protection. They have a screen-printed safety glass door and are finished throughout in charcoal grey RAL 7016.

Equipments (fan kit, shelves, ...) complete the range.

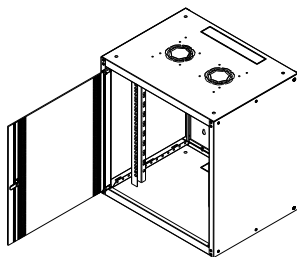
**■ 1.1 Presentation**

Linkeo fix 19" wall-mounting cabinets with fix side panels are delivered ready-assembled.

The main parts of cabinets are:

- A riveted framework consisting of 2 end plates (top and bottom) and 2 side panels
- A back base
- A screen-printed flat glass front door (two additional uprights possible from 12U capacity)
- Two 19" uprights

The cabinets include 3 precut cable entries (upper, lower and rear) which can be knocked with a mallet. Cable entries can be equipped with the brush supplied with the cabinet.



The top end plate includes 2 perforations for natural ventilation, capable of taking the fan kit cat. n° 6 462 38 (see section 5).

The door is made of a flat colourless transparent glass with screen-printing on the vertical edges and is fitted with a locking bolt. The door is removable and reversible.

The side panels are not removable.

The 19" uprights have dual marking of the Us and can be adjusted in depth by 30 mm steps. The dual marking of the Us enables location in relation to the top or the bottom of the cabinet.

The 19" uprights are perforated with 9.5 x 9.5 mm square holes.

From 12U capacity, Linkeo 19" wall-mounting cabinets can be fitted with a set of 2 additional uprights at the back:

Cat.No.	Set of two 19" uprights
6 462 42	For 12U cabinets
6 462 43	For 15U cabinets
6 462 44	For 18U cabinets
6 462 45	For 21U cabinets

**1. GENERAL CHARACTERISTICS (continued)**

**■ 1.2 Standards**

Linkeo 19" wall-mounting cabinets comply with the following standards:

IEC 60529 EN 60529	(NF C 20-010) Degrees of protection provided by enclosures (IP code)
IEC 62262 EN 62262	(NF EN 50102, NF C 20-015) Degrees of protection provided by enclosures for electrical equipment against external mechanical impacts (IK code)
IEC 60950-1 EN 60950-1 C 77-210-1	Safety of information technology equipment
EIA-310-E	Cabinets, racks, panels and associated equipment (ANSI/EIA/310-E-2005)
IEC 60297-3-100 DIN 41414-7	(NF C 20-150, NF C 20-151) Dimensions of mechanical structures of the 482.6 mm series (19 in)

Linkeo 19" wall-mounting cabinets can be integrated in installations complying with the following standards:

EN 50173-1	Information technology - Generic cabling systems
EN 50174-1 & 2 C 90-480-1 & 2	Information technology - Cabling installation
ISO IEC 11801	Information technology - Generic cabling for customer premises
NF C 15-100 Partie 4-41	Low voltage electrical installations - recommendations
IEC 60364-4-41	Low voltage electrical installations - Protection for safety - Protection against electric shock
UTE C90-483	Residential cabling for communication networks

## 2. RANGE

Lincoo 19" wall-mounting cabinets with fix side panels are available in 2 different depths:

- 450 mm<sup>(1)</sup>
- 600 mm<sup>(1)</sup>

Capacity	Width <sup>(1)</sup> (mm)	Cabinet Cat. No.	
		Depth 450 mm <sup>(1)</sup>	Depth 600 mm <sup>(1)</sup>
6U	600	6 462 00	6 462 10
9U		6 462 01	6 462 11
12U		6 462 02	6 462 12
15U		6 462 03	6 462 13
18U		6 462 04	6 462 14
21U		6 462 05	6 462 15

(1) Designated dimensions. See section 4.1 for overall dimensions.

## 3. TECHNICAL CHARACTERISTICS

### ■ 3.1 Index of protection

- IP20 according to IEC EN 60529  
Protected against solid objects larger than 12.5 mm in diameter
- IK08 according to IEC EN 62262  
Protected against mechanical impact with an energy of 5 joules

### ■ 3.2 Mechanical performance

- Permissible load: 3 kg/U (i.e. 63 kg for a 21U cabinet)

### ■ 3.3 Design

- End plates and side panels made of 1 mm thick steel + paint
- Back base made of 1.5 mm thick steel + paint
- Door made of 4 mm thick safety glass
- Door hinges made of black-painted steel
- Door bolt made of chrome-plated metal + 2 keys
- Legrand marking by light grey sticker
- 19" uprights made of 1.5 mm thick galvanised steel
- Black plastic brush to clip

### ■ 3.4 Corrosion resistance

- Corrosive environment class:  
C2 according to EN ISO 12944-2,  
3K3 according to IEC EN 60721-3-3
- Salt spray test according to ISO 9227 (NSS test) and IEC EN 60068-2-11 (Ka test) for 168 hours:  
degree of rusting Ri1 according to ISO 4628-3,  
propagation ≤ 1 mm according to ISO 4628-8
- Sulphur dioxide (SO<sub>2</sub>) test according to EN ISO 6988 for 48 hours:  
degree of rusting Ri1 according to ISO 4628-3,  
ISO 10289 annex A class 8 type image

## 3. TECHNICAL CHARACTERISTICS (continued)

### ■ 3.5 Properties of the paint coating

- Thermosetting polyester paint applied by electrostatic dusting
- Charcoal grey RAL 7016
- Textured satin appearance
- 60 to 80 µm thick
- Excellent impact and scratch resistance
- Excellent resistance to cleaning agents (excluding strong chlorinated, fluorinated and ketone solvents)  
Some products may change the appearance. It is therefore advisable to carry out a test first
- Light exposure test (xenon-arc lamp) according to ISO 4892-2 method B for 500 hours: no visible fading

### ■ 3.6 Electrical continuity of the conductive parts

Continuity of the cabinet metal conductive parts is achieved by design. The equipotential link of the back base is created with the spiked washer supplied.

### ■ 3.7 Weight

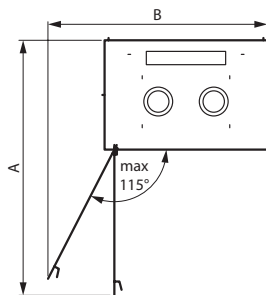
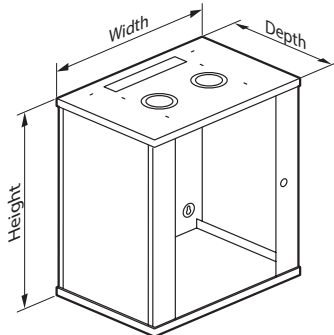
Weight excluding packaging.

	Cabinet Cat. No.	Weight (kg)
Cabinets depth 450 mm	6 462 00	19
	6 462 01	22
	6 462 02	24.5
	6 462 03	27.5
	6 462 04	30
Cabinets depth 600 mm	6 462 05	33
	6 462 10	23
	6 462 11	27
	6 462 12	30.5
	6 462 13	35
	6 462 14	39
	6 462 15	42

#### 4. DIMENSIONS

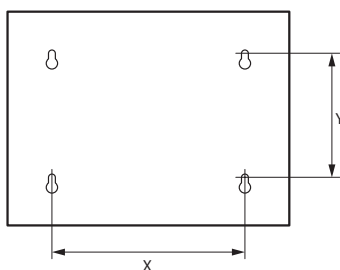
All dimensions are in mm.

##### 4.1 Overall dimensions



Cat. No.	Capacity	Overall dimensions			A	B
		Height	Width	Depth		
6 462 00	6U	359	605	454	981	795
6 462 01	9U	492				
6 462 02	12U	625				
6 462 03	15U	759				
6 462 04	18U	892				
6 462 05	21U	1025	605	604	1131	795
6 462 10	6U	359				
6 462 11	9U	492				
6 462 12	12U	625				
6 462 13	15U	759				
6 462 14	18U	892				
6 462 15	21U	1025				

##### 4.2 Fixing dimensions



Cat. No.	x	y
6 462 00/10	400	152
6 462 01/11		286
6 462 02/12		419
6 462 03/13		552
6 462 04/14		685
6 462 05/15		819

#### 4. DIMENSIONS (continued)

##### 4.3 Usable dimensions

###### Usable area

		In front side	Between 19" uprights	19" uprights external side <sup>(1)</sup>
Cabinets	6U	288 x 526	450	41
	9U	422 x 526		
	12U	555 x 526		
	15U	688 x 526		
	18U	821 x 526		
	21U	955 x 526		

<sup>(1)</sup> On both 19" uprights sides

###### Usable depth

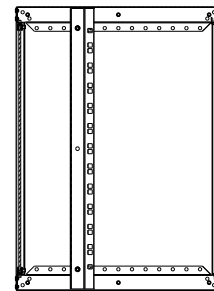
	Below door <sup>(1) (3)</sup>	Behind 19" uprights <sup>(2) (3)</sup>	Total
450 deep cabinets	109 (19 min.)	327 (417 max.)	436
600 deep cabinets		478 (568 max.)	587

<sup>(1)</sup> Between 19" uprights front face and back face of the door

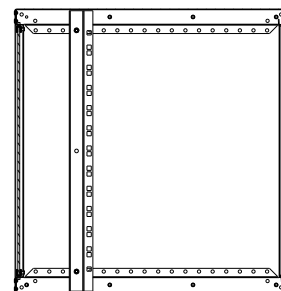
<sup>(2)</sup> Between 19" uprights front face and cabinet back base

<sup>(3)</sup> Can be adjusted in 30 mm steps

###### Cross-section view of a cabinet 450 mm deep (Cat.No. 6 462 02) :



###### Cross-section view of a cabinet 600 mm deep (Cat.No. 6 462 12) :



###### Cables entries

Usable area of 300x50 mm

Centered in width.

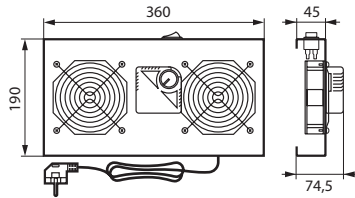
Upper and lower entries, in depth, center axis positioned to 48 mm of the back of the cabinet.

Rear entry, center axis positioned to 88 mm of the bottom of the cabinet.

## 5. FAN KIT

Linkeo 19" wall-mounting cabinets can take a fan kit installed at the top.

Cat. No.	No. of fans	Output (m <sup>3</sup> /hr)
6 462 38	2	160



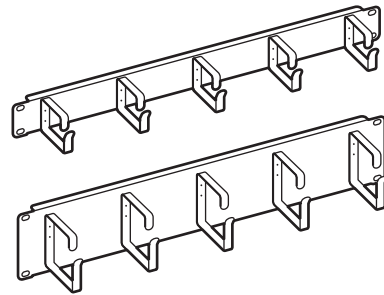
### Characteristics:

- IPXXB
- 230 V~ - 50/60 Hz power supply
- ON/OFF light switch
- Current: 0.25 A
- Power: 44 W
- Integrated thermostat, adjustable from -10 °C to +80 °C
- Equipped with 3 x 0.75 mm<sup>2</sup> flexible power supply cord, 2.3 m long with standard 2P+E French/German plug
- Base made of steel + paint (same as cabinets)
- Fixing screws supplied
- Charcoal grey RAL 7016

## 6. 19" EQUIPMENT

### ■ 6.1 Linkeo management panels with 1 axe

- Metal panels with horizontal feedthrough



Cat. No.	Height	Depth (mm)	Ring usable cross-section (mm <sup>2</sup> )
6 465 20	1U	68	39 x 45
6 465 21	2U	77	65 x 55

- Panels made of 1 mm thick steel
- Rings made of 2.5 mm thick steel
- Supplied with screws and cage nuts with pins
- Black RAL 9005

### ■ 6.2 Linkeo fixed shelves

- Projecting fixing by screwing onto 2 x 19" uprights



Cat. No.	Depth (mm)	Usable width (mm)
6 465 01	200	435
6 465 02	360	435

- Height 2U
- Max. load: 15 kg
- 50 x 7 mm oblong perforations (possibility of clamping using cable ties)
- Supplied with screws and cage nuts with pins
- 0.8 mm thick steel
- Black RAL 9005