



CONTENTS	Page
1. General characteristics	1
2. Range	2
3. Technical characteristics.....	2
4. Dimensions.....	3
5. Fan kit.....	4
6. 19" equipment.....	4

1. GENERAL CHARACTERISTICS

Linkeo wall-mounting cabinets are intended for digital infrastructures. Linkeo 19" wall-mounting cabinets are metal and provide IP20 - IK08 protection. They have a screen-printed safety glass door and are finished throughout in charcoal grey RAL 7016.

Linkeo 19" wall-mounting cabinets with removable side panels are supplied in flat pack.

Equipments (fan kit, shelves, ...) complete the range.

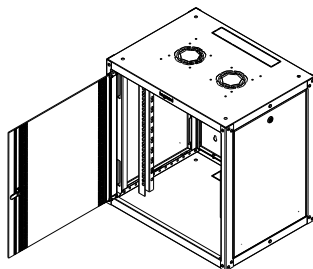
■ 1.1 Presentation

Linkeo fix 19" wall-mounting cabinets with removal side panels are delivered flatpack.

The main parts of cabinets are:

- A screwed framework consisting of 2 end plates (top and bottom) and 4 corner uprights
- A back base
- 2 side panels
- A screen-printed flat glass front door
- Two 19" uprights
(two additional uprights possible from 12U capacity)

The cabinets include 3 precut cable entries (upper, lower and rear) which can be knocked with a mallet. Cable entries can be equipped with the brush supplied with the cabinet.



The top end plate includes 2 perforations for natural ventilation, capable of taking the fan kit cat. n° 6 462 38 (see section 5).

The door is made of a flat colourless transparent glass with screen-printing on the vertical edges and is fitted with a locking bolt. The door is removable and reversible.

The side panels are removable and fitted with a locking bolt (the same key as the door).

The 19" uprights have dual marking of the Us and can be adjusted in depth by 30 mm steps. The dual marking of the Us enables location in relation to the top or the bottom of the cabinet.

The 19" uprights are perforated with 9.5 x 9.5 mm square holes.

1. GENERAL CHARACTERISTICS (continued)

From 12U capacity, Linkeo 19" wall-mounting cabinets can be fitted with a set of 2 additional uprights at the back:

Cat.No.	Set of two 19" uprights
6 462 42	For 12U cabinets
6 462 43	For 15U cabinets
6 462 44	For 18U cabinets
6 462 45	For 21U cabinets

■ 1.2 Standards

Linkeo 19" wall-mounting cabinets comply with the following standards:

IEC 60529 EN 60529	(NF C 20-010) Degrees of protection provided by enclosures (IP code)
IEC 62262 EN 62262	(NF EN 50102, NF C 20-015) Degrees of protection provided by enclosures for electrical equipment against external mechanical impacts (IK code)
IEC 60950-1 EN 60950-1 C 77-210-1	Safety of information technology equipment
EIA-310-E	Cabinets, racks, panels and associated equipment (ANSI/EIA/310-E-2005)
IEC 60297-3-100 DIN 41414-7	(NF C 20-150, NF C 20-151) Dimensions of mechanical structures of the 482.6 mm series (19 in)

Linkeo 19" wall-mounting cabinets can be integrated in installations complying with the following standards:

EN 50173-1	Information technology - Generic cabling systems
EN 50174-1 & 2 C 90-480-1 & 2	Information technology - Cabling installation
ISO IEC 11801	Information technology - Generic cabling for customer premises
NF C 15-100 Partie 4-41	Low voltage electrical installations - recommendations
IEC 60364-4-41	Low voltage electrical installations - Protection for safety - Protection against electric shock
UTE C90-483	Residential cabling for communication networks

2. RANGE

Linkeo 19" wall-mounting cabinets with removable side panels are available in 2 different depths:

- 450 mm⁽¹⁾
- 600 mm⁽¹⁾

Capacity	Width ⁽¹⁾ (mm)	Cabinet Cat. No.	
		Depth 450 mm ⁽¹⁾	Depth 600 mm ⁽¹⁾
6U	600	6 462 50	6 462 60
9U		6 462 51	6 462 61
12U		6 462 52	6 462 62
15U		6 462 53	6 462 63
18U		6 462 54	6 462 64
21U		6 462 55	6 462 65

Linkeo 19" wall-mounting cabinets with removable side panels are supplied in flat pack, solution offering the advantage to reduce volume during storage and transport.

A dedicated installation sheet is supplied for an easy mounting.

(1) Designated dimensions. See section 4.1 for overall dimensions.

3. TECHNICAL CHARACTERISTICS

■ 3.1 Index of protection

- IP20 according to IEC EN 60529
Protected against solid objects larger than 12.5 mm in diameter
- IK08 according to IEC EN 62262
Protected against mechanical impact with an energy of 5 joules

■ 3.2 Mechanical performance

- Permissible load: 3 kg/U (i.e. 63 kg for a 21U cabinet)

■ 3.3 Design

- End plates made of 1 mm thick steel + paint
- Corner uprights and back base made of 1.5 mm thick steel + paint
- Side panels made of 0.8 mm thick steel + paint
- Door made of 4 mm thick safety glass
- Door hinges made of black-painted steel
- Door and side panels bolt made of chrome-plated metal + 2 keys
- Legrand marking by light grey sticker
- 19" uprights made of 1.5 mm thick galvanised steel
- Black plastic brush to clip

■ 3.4 Corrosion resistance

- Corrosive environment class:
C2 according to EN ISO 12944-2,
3K3 according to IEC EN 60721-3-3
- Salt spray test according to ISO 9227 (NSS test) and IEC EN 60068-2-11 (Ka test) for 168 hours:
degree of rusting Ri1 according to ISO 4628-3,
propagation ≤ 1 mm according to ISO 4628-8
- Sulphur dioxide (SO₂) test according to EN ISO 6988 for 48 hours:
degree of rusting Ri1 according to ISO 4628-3,
ISO 10289 annex A class 8 type image

3. TECHNICAL CHARACTERISTICS (continued)

■ 3.5 Properties of the paint coating

- Thermosetting polyester paint applied by electrostatic dusting
- Charcoal grey RAL 7016
- Textured satin appearance
- 60 to 80 mm µm thick
- Excellent impact and scratch resistance
- Excellent resistance to cleaning agents (excluding strong chlorinated, fluorinated and ketone solvents)
Some products may change the appearance. It is therefore advisable to carry out a test first
- Light exposure test (xenon-arc lamp) according to ISO 4892-2 method B for 500 hours: no visible fading

■ 3.6 Electrical continuity of the conductive parts

The mounting instructions in the manual supplied with each cabinet should be strictly respected to obtain a good continuity of the cabinet metal conductive parts. For the side panels, the equipotential link should be created with the protective conductor supplied.

■ 3.7 Weight

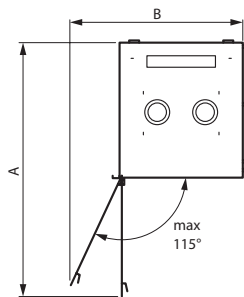
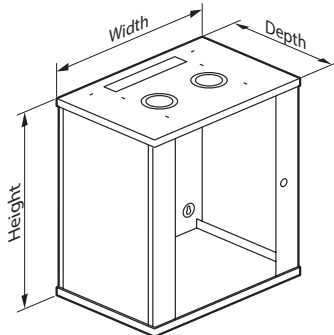
Weight excluding packaging.

	Cabinet Cat. No.	Weight (kg)
Cabinets depth 450 mm	6 462 50	18
	6 462 51	21
	6 462 52	23.5
	6 462 53	26.5
	6 462 54	29
	6 462 55	32
Cabinets depth 600 mm	6 462 60	21
	6 462 61	25
	6 462 62	27.5
	6 462 63	30.5
	6 462 64	33
	6 462 65	37.5

4. DIMENSIONS

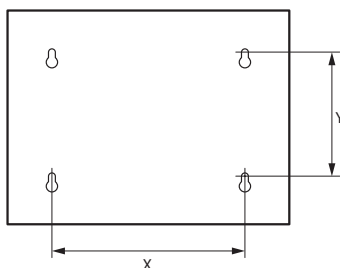
All dimensions are in mm.

4.1 Overall dimensions



Cat. No.	Capacity	Overall dimensions			A	B
		Height	Width	Depth		
6 462 50	6U	359	608	458	983	797
6 462 51	9U	492				
6 462 52	12U	625				
6 462 53	15U	759				
6 462 54	18U	892				
6 462 55	21U	1025				
6 462 60	6U	359	608	608	1133	797
6 462 61	9U	492				
6 462 62	12U	625				
6 462 63	15U	759				
6 462 64	18U	892				
6 462 65	21U	1025				

4.2 Fixing dimensions



Cat. No.	x	y
6 462 50/60	400	152
6 462 51/61		286
6 462 52/62		419
6 462 53/63		552
6 462 54/64		685
6 462 55/65		819

4. DIMENSIONS (continued)

4.3 Usable dimensions

Usable area

		In front side	Between 19" uprights	19" uprights external side ⁽¹⁾
Cabinets	6U	288 x 527	450	41
	9U	422 x 527		
	12U	555 x 527		
	15U	688 x 527		
	18U	821 x 527		
	21U	955 x 527		

⁽¹⁾ On both 19" uprights sides

Usable depth

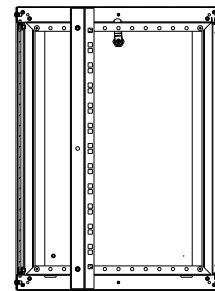
	Below door ^{(1) (3)}	Behind 19" uprights ^{(2) (3)}	Total
450 deep cabinets	109 (49 min.)	328 (388 max.)	437
600 deep cabinets		478 (538 max.)	587

⁽¹⁾ Between 19" uprights front face and back face of the door

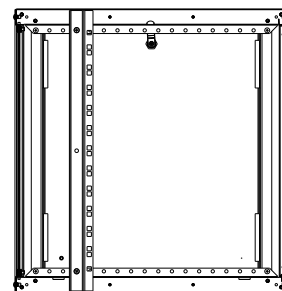
⁽²⁾ Between 19" uprights front face and cabinet back base

⁽³⁾ Can be adjusted in 30 mm steps

Cross-section view of a cabinet 450 mm deep (Cat.No. 6 462 52) :



Cross-section view of a cabinet 600 mm deep (Cat.No. 6 462 62) :



Cables entries

Usable area of 300 x 50 mm

Centered in width.

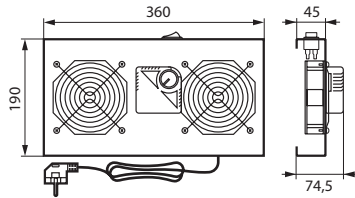
Upper and lower entries, in depth, center axis positioned to 50 mm of the back of the cabinet.

Rear entry, center axis positioned to 88 mm of the bottom of the cabinet.

5. FAN KIT

Linkeo 19" wall-mounting cabinets can take a fan kit installed at the top.

Cat. No.	No. of fans	Output (m ³ /hr)
6 462 38	2	160



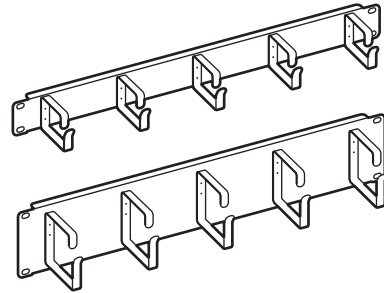
Characteristics:

- IPXXB
- 230 V~ - 50/60 Hz power supply
- ON/OFF light switch
- Current: 0.25 A
- Power: 44 W
- Integrated thermostat, adjustable from -10 °C to +80 °C
- Equipped with 3 x 0.75 mm² flexible power supply cord, 2.3 m long with standard 2P+E French/German plug
- Base made of steel + paint (same as cabinets)
- Fixing screws supplied
- Charcoal grey RAL 7016

6. 19" EQUIPMENT

■ 6.1 Linkeo management panels with 1 axe

- Metal panels with horizontal feedthrough



Cat. No.	Height	Depth (mm)	Ring usable cross-section (mm ²)
6 465 20	1U	68	39 x 45
6 465 21	2U	77	65 x 55

- Panels made of 1 mm thick steel
- Rings made of 2.5 mm thick steel
- Supplied with screws and cage nuts with pins
- Black RAL 9005

■ 6.2 Linkeo fixed shelves

- Projecting fixing by screwing onto 2 x 19" uprights



Cat. No.	Depth (mm)	Usable width (mm)
6 465 01	200	435
6 465 02	360	435

- Height 2U
- Max. load: 15 kg
- 50 x 7 mm oblong perforations (possibility of clamping using cable ties)
- Supplied with screws and cage nuts with pins
- 0.8 mm thick steel
- Black RAL 9005