

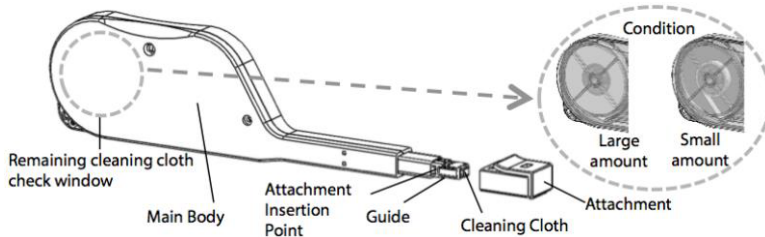
Thank you for choosing to use Legrands Smart Cleaner MPO optical connector cleaner. This product designed for cleaning MPO-MTP connector ferrule end face with a simple push action. Please read this user's manual carefully and follow its instructions in using this product.



This product is intended for use as a cleaner for MPO-MTP® connector ferrule end face
Do not use for any other purposes

Do not use this product for cleaning lens type optical ports (such as transceivers, reception ports for optical measurement equipment, etc.)

1. Names and Descriptions of Parts



2. Specifications

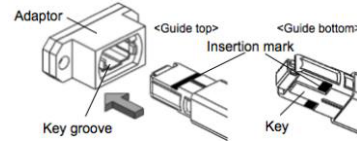
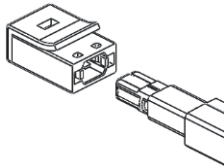
Product Name (Part No.)	Compatible Connectors	Compatible End Face	# of Usages
SMART CLEANER MPO/MTP 0 322 83	MPO/MTP®	Flat and/or 8° w/ both guide pins and no pin	600 times

MTP® is a registered trademark of US Conec Ltd.

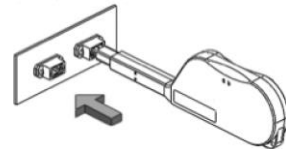
3. Methods of Use

Cleaning a Connector in an Adapter

- Remove the attachment from the guide.
- Align the adapter and the guide key. Insert the guide straight into the adapter until the cleaning cloth or the insertion mark is completely hidden.

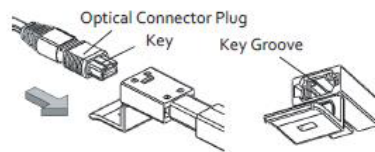
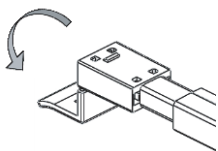


- Push the main body straight into the adaptor. When you hear the click sound, the cleaning is completed Stop pushing and pull straight out.



Cleaning an Optical Connector Plug

- Open the flap of the attachment.
- Align the attachment and the optical connector plug. Insert the plug straight into the attachment and push in until the key is completely hidden.



- Align the attachment and the guide key. Insert the guide straight into the attachment and push in until it reaches the attachment insertion point.

