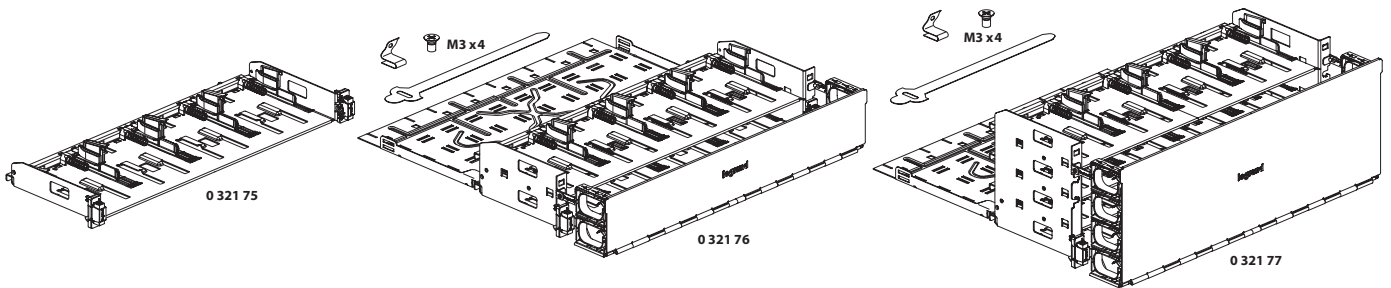


19" modular panels to be equipped with cassettes

Cat. No(s): 0 321 05/22/26/28/46/75/76/77/78
 0 337 57



1. PRESENTATION

19" modular panels to be equipped with automatically removable cassettes.

0 321 75 - 1U HD panel: 4 standard cassettes or 8 slim cassettes

0 321 76 - 2U HD panel: 8 standard cassettes or 16 slim cassettes

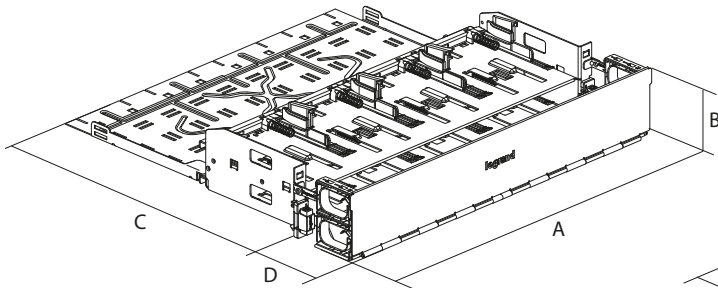
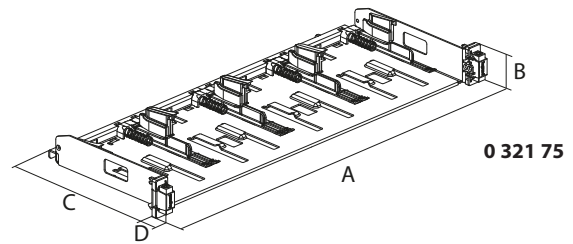
0 321 77 - 4U HD panel: 16 standard cassettes or 32 slim cassettes

Equipped with the new-generation Soluclip system for automatic (screwless) fixing on rack or cabinet uprights (Soluclips having been designed to adapt to uprights from 1.5 to 2 mm maximum thickness).

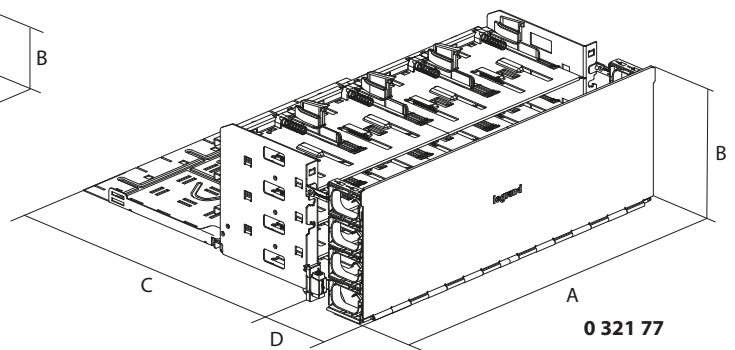
Universal mounting on all racks or cabinets with automatic earthing on unpainted uprights. Painted uprights can be connected to earth with a cord and a screw connection.

• Panel dimensions (mm)

Cat. Nos.	A	B	C	D
0 321 75	483	44	182	19
0 321 76	483	89	393	99
0 321 77	483	178	393	99



0 321 76

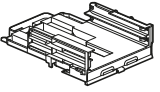




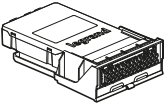
0 321 77

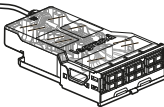
• Approximate panel weight (kg)

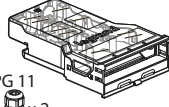

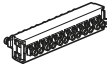
Cat. Nos.	Weight (kg)
0 321 75	1.2
0 321 76	4.1
0 321 77	6.5

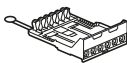
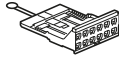



2. CASSETTE AND BLOCK RANGES

	0 321 38	HD holder for slim cassette
	Slim cassettes	
	0 321 68	Slim preterminated cassette (50/125 µm) 12 multimode OM3 FO 12 LC connectors to MTP connector with 12 fibres, universal polarity, Ultra performance
	0 321 69	Preterminated slim cassette (50/125 µm) 12 multimode OM4 FO 12 LC connectors to MTP connector with 12 fibres, universal polarity, Ultra performance
	0 321 70	Preterminated slim cassette (50/125 µm) 12 multimode OS2 FO 12 LC connectors to MTP connector with 12 fibres, universal polarity, Ultra performance
	HVSL12	Preterminated slim cassette (50/125 µm) 12 multimode OM4 FO 12 LC connectors to MTP connector with 12 fibres, universal polarity, Ultra performance
	"Made-to-order"	Other adapter, fibre or polarity type available "made-to-order"
	*0 321 39	*only for Cat. No. 0 321 38

	MTP cassettes	
	0 321 42	Preterminated cassette (50/125 µm) 24 multimode OM4 FO 24 LC connectors to 2 MTP connectors with 12 F, polarity A/C, Ultra performance
	0 321 44	Preterminated cassette (9/125 µm) 24 singlemode OS2 FO 24 LC connectors to 2 MTP connectors with 12 F, polarity A/C, Ultra performance
	0 321 43	Preterminated cassette (50/125 µm) 12 multimode OM4 FO 12 SC connectors to MTP connector with 12 fibres, polarity A/C, Ultra performance
	0 321 45	Preterminated cassette (9/125 µm) 12 singlemode OS2 FO 12 SC connectors to MTP connector with 12 fibres, polarity A/C, Ultra performance
	0 321 48	Preterminated cassette (50/125 µm) 12 multimode OM4 FO 12 LC connectors to 1 MTP connector with 12 F, polarity A/C, Ultra performance
	0 321 49	Preterminated cassette (9/125 µm) 12 singlemode OS2 FO 12 LC connectors to 1 MTP connector with 12 F, polarity A/C, Ultra performance
	0 321 59	Preterminated cassette (50/125 µm) 12 multimode OM4 FO 12 SC connectors to MTP connector with 12 F, universal polarity, Ultra performance
	0 321 60	Preterminated cassette (9/125 µm) 12 singlemode OS2 FO 12 SC connectors to MTP connector with 12 fibres, universal polarity, Ultra performance
	"Made-to-order"	Other adapter, fibre or polarity type available "made-to-order"

	Spliceable cassettes - supplied with pigtails and blocks	
	0 321 80	Spliceable FO cassette 0 321 41 + SC block for 6 multimode fibres 0 321 20 + 6 OM3 SC pigtails 1m 0 322 20
	0 321 82	Spliceable FO cassette 0 321 41 + SC block for 12 multimode fibres 0 321 21 + 12 OM3 SC pigtails 1m 0 322 20
	0 321 84	Spliceable FO cassette 0 321 41 + SC block for 6 singlemode fibres 0 321 10 + 6 OS2 SC pigtails 1m 0 322 41
	0 321 86	Spliceable FO cassette 0 321 41 + SC block for 12 singlemode fibres 0 321 11 + 12 OS2 SC pigtails 1m 0 322 41
	0 321 81	Spliceable FO cassette 0 321 41 + LC block for 6 multimode fibres 0 321 23 + 6 OM3 LC pigtails 1m 0 322 21
	0 321 83	Spliceable FO cassette 0 321 41 + LC block for 12 multimode fibres 0 321 24 + 12 OM3 LC pigtails 1m 0 322 21
	0 321 85	Spliceable FO cassette 0 321 41 + LC block for 6 singlemode fibres 0 321 13 + 6 OS2 LC pigtails 1m 0 322 43
	0 321 87	Spliceable FO cassette 0 321 41 + LC block for 12 singlemode fibres 0 321 14 + 12 OS2 LC pigtails 1m 0 322 43

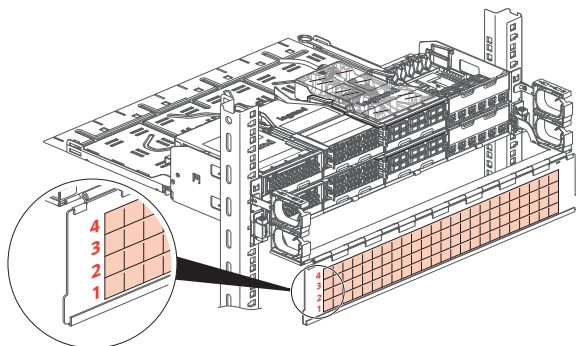
	0 321 41	Spliceable fibre optic cassette: takes any modular fibre optic block; supplied with 2 PG 11 cable glands
		
	Blocks for spliceable cassettes	
	0 321 11	HD SC duplex for 12 singlemode fibres
	0 321 21	HD SC duplex for 12 multimode fibres
	0 321 10	SC duplex for 6 singlemode fibres
	0 321 12	SC APC duplex for 6 singlemode fibres
	0 321 20	SC duplex for 6 multimode fibres
	0 321 13	LC duplex for 6 singlemode fibres
	0 321 23	LC duplex for 6 multimode fibres
	0 321 36	LC duplex for 6 multimode fibres (aqua)
	0 321 14	LC duplex for 12 singlemode fibres
	0 321 16	LC APC duplex for 12 singlemode fibres
	0 321 24	LC duplex for 12 multimode fibres
	0 321 37	LC duplex for 12 multimode fibres (aqua)
	HVBL12	LC duplex for 12 multimode fibres (violet)
	0 321 15	HD LC duplex for 24 singlemode fibres
	0 321 25	HD LC duplex for 24 multimode fibres
	HVBL24	HD LC duplex for 24 multi. fibres (violet)
	0 321 17	ST for 6 singlemode fibres
	0 321 27	ST for 6 multimode fibres
	0 321 33	4 adapter, feedthrough, singlemode MTPs
	0 321 34	4 adapter, feedthrough, multimode MTPs
0 321 18	8 adapter, feedthrough, multimode MTPs	
0 321 19	8 adapter, feedthrough, singlemode MTPs	
"Made-to-order"	OM5 or other colours	

	0 337 55	Copper cassette to be equipped with up to 6 RJ45 Cat. 5e, Cat. 6 and Cat. 6A connectors
	0 337 95	High Density copper cassette to be equipped with up to 12 RJ45 Cat. 5e, Cat. 6 and Cat. 6A connectors
	0 337 53	Cat 5e
	0 337 63	Cat 6
	0 337 73	Cat 6A
	0 337 54	Cat 5e
	0 337 64	Cat 6
	0 337 65	Cat 6
	0 337 75	Cat 6A
	*0 337 85	STP Cat 8 *only for Cat. No. 0 337 55

3. PANEL TECHNICAL CHARACTERISTICS

High density panel characteristics:

Can take spliceable, preterminated or copper cassettes.
2U/4U front door with integral marking.



1U panel (Cat. No. 0 321 75)

Maximum capacity:

48 SC connectors
24 ST connectors
96 LC connectors

2U panel (Cat. No. 0 321 76)

Maximum capacity:

96 SC connectors
48 ST connectors
192 LC connectors

4U panel (Cat. No. 0 321 77)

Maximum capacity:

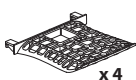


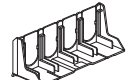


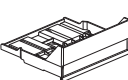
192 SC connectors
96 ST connectors
384 LC connectors

Material characteristics

Material: steel
Surface treatment: zinc plating
Rear door and cable management: black paint
Halogen-free
IK 05

Storage and operating temperature: -30°C to +60°C

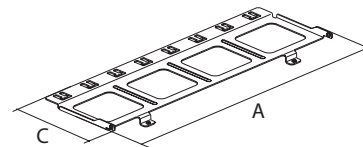
4. PANEL ACCESSORIES

 x 4 0 321 26	 0 321 05	 0 321 22	 0 321 28
Compatible with all fibre optic cassettes and holders	Only for Cat. Nos. 0 321 76/77		
 M3 x 4 0 321 46	 M3 x 4 0 321 78	 0 337 57	
Only for Cat. No. 0 321 75		Only for Cat. Nos. 0 321 75/76/77	

• 4.1 Rear cable management accessory

Cat. No. 0 321 46

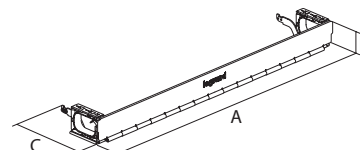
Mounted on panel Cat. No. 0 321 75 for rear cable management and attachment.



• 4.2 Front cable management

Cat. No. 0 321 78

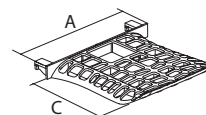
Mounted on 1U panel Cat. No. 0 321 75, 2 side and front door cord guides with integral marking for tidy cord storage on the front panel and sides.



• 4.3 Cord holder accessory

Cat. No. 0 321 26

Supplied in packs of 4, these are mounted on fibre optic cassettes and the slim cassette holder (Cat. No. 0 321 38) for tidy cord storage on the front panel.



• 4.4 Dimensions (mm)

Cat. Nos.	A	B	C
0 321 46	443	23.5	147
0 321 78	489.5	44	98
0 321 26	106	11	88

• 4.5 Blanking cassette

Cat. No. 0 337 57

Mounted on panel Cat. Nos. 0 321 75/76/77

• 4.6 Cable gland accessory

Cat. No. 0 321 05

Mounted at the rear of panel Cat. Nos. 0 321 76/77, compatible with PG9 and PG13.5

• 4.7 Copper cable guide accessory

Cat. No. 0 321 22

Mounted at the rear of panel Cat. Nos. 0 321 76/77, takes up to 12 copper cables

• 4.8 Fan-out accessory

Cat. No. 0 321 28

Clips onto the rear of the panel Cat. Nos. 0 321 76/77
For fixing Legrand preterminated links equipped with a fan-out

• 4.9 Approximate weight of accessories (g)

Cat. Nos.	Weight (g)
0 321 05	20
0 321 22	20
0 321 26	15
0 321 28	20
0 321 46	410
0 321 78	515
0 337 57	40