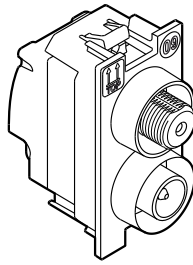
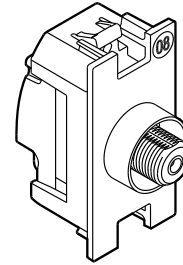


K4202D - K4202P10 - K4202P14



K4214D



K4202F

### 1. USE

TV and SAT sockets for cabled installation.

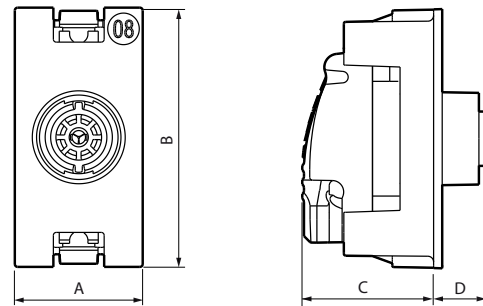
### 2. RANGE

SCREENED TV SOCKETS	Cat. No.	Related Cover Codes
Shunted coaxial jack - Ø 9.5 mm male jack - 1 module Screened TV	K4202D	<input type="checkbox"/> KW08 <input type="checkbox"/> KM08 <input type="checkbox"/> KG08
As above Pass through jack 14 dB attenuation - 1 module	K4202P14	<input type="checkbox"/> KW08 <input type="checkbox"/> KM08 <input type="checkbox"/> KG08
As above Pass through jack 10 dB attenuation - 1 module	K4202P10	<input type="checkbox"/> KW08 <input type="checkbox"/> KM08 <input type="checkbox"/> KG08
Shunted demixed TV + SAT jack in die-casting housing - 1 module	K4214D	<input type="checkbox"/> KW09 <input type="checkbox"/> KM09 <input type="checkbox"/> KG09
TYPE F TV		Related Cover Codes
Type F TV SAT connector - 75 Ω impedance - Screw coupling 1 module	K4202F	<input type="checkbox"/> KW08 <input type="checkbox"/> KM08 <input type="checkbox"/> KG08

#### Color code:

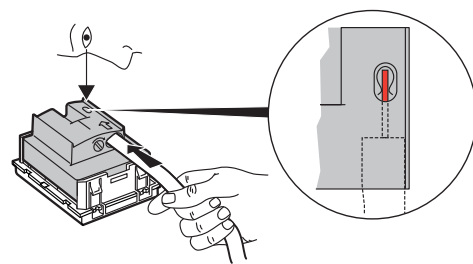
- White
- Sand
- Black

### 3. OVERALL DIMENSIONS (mm)



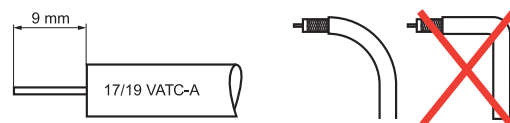
	A	B	C	D
1 module	22	45	22	9

### 4. CONNECTION



### 5. CABLING PRECAUTIONS

Stripping length



## TV - SAT sockets

### 6. TECHNICAL CHARACTERISTICS

#### ■ 6.1 Protection index

Impact test: IK 02

Penetration by solid bodies/liquids: IP 20

#### ■ 6.2 Material characteristics

Material:

- Mechanism: Zamak

#### ■ 6.3 Electrical characteristics

- Male TV connector Ø 9.52 mm to IEC 61169-2

- SAT FM connector Ø 9.52 mm to IEC 61169-2

- "F" SAT screw-in connector Ø 9.4 mm

- Self-extinguishing: 650°C / 30 s

- Frequency bands: TV : 5 - 68 / 120 - 862 MHz

FM: 87.5 - 108 MHz

SAT: 950 - 2400 MHz

- Typical impedance: 75 Ω

- Feedback channel on TV connector

- Loss through shield: UHF > 65 dB

VHF > 75 dB



SAT > 55 dB

- Max. Ø of incoming cable on input: 7 mm

#### ■ 6.4 Climatic characteristics

Storage and operating temperature: - 5° C to + 35° C

### 7. PERFORMANCE

Cat. No.	Zo			B1	FM	VHF	UHF	SAT IF		
	Ohm			-----	22 / 0.6	40 - 68	87.5 - 108	120 - 470	470 - 862	950 - 2150
	Ω			V/mA	KHz / V	MHz	MHz	MHz	MHz	MHz
K4202D K4202F	75		500 mA	1.5 dB						
K4202P14	75				14 dB					
K4202P10	75				10 dB					
K4214D	75	TV			1.5 dB					
		SAT	500 mA	1.5 dB				1.5 dB		

### 8. CLEANING

Surface cleaning with a cloth.

Do not use: acetone, tar remover, trichloroethylene.

**Caution:** A preliminary test should be carried out if other specific cleaning products are to be used.

### 9. STANDARDS AND APPROVALS

Compliance with standards of installation and manufacturing.

Refer to e. catalogue.