


Product Environmental Profile

Emergency Stop Pushbutton

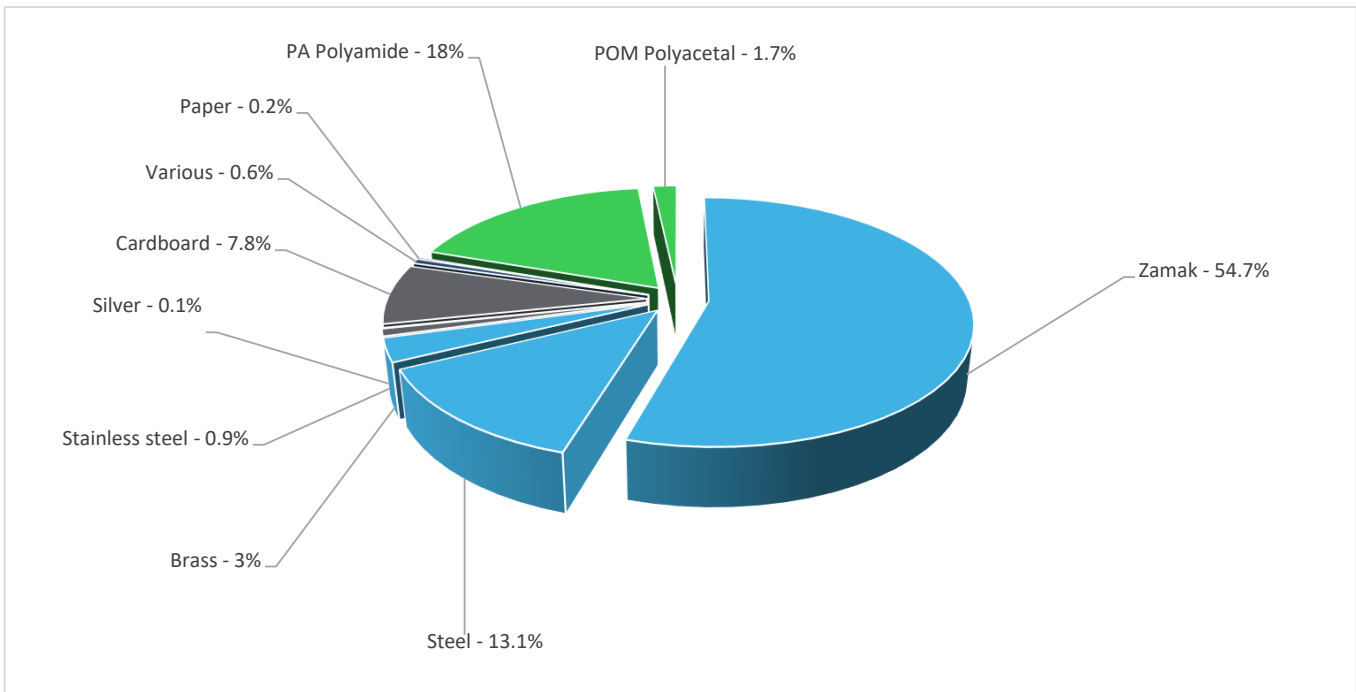


General information

Representative product	Emergency Stop Pushbutton - XB4BS84462
Description of the product	XB4BS84462 emergency stop interrupts the power supply of a machine in emergency situation
Functional unit	Emergency stop push button which helps to shut off machinery in an emergency situation when there is a risk of injury or the workflow requires stopping. Product meets the international standards as EN/IEC 60947-1 and EN/IEC 60204 -1 during 20 years.

Constituent materials

Reference product mass 159.7 g including the product, its packaging and additional elements and accessories



Plastics	19.7%
Metals	71.8%
Others	8.6%

Substance assessment

Products of this range are designed in conformity with the requirements of the RoHS directive (European Directive 2011/65/EU of 2 January 2013, amended in March 2015, 2015/863/EU and in November 2017, 2017/2102/EU) and do not contain, or only contain in the authorised proportions, lead, mercury, cadmium, hexavalent chromium or flame retardants (polybrominated biphenyls - PBB, polybrominated diphenyl ethers – PBDE), Bis (2-ethylhexyl)phthalate - DEHP, Benzyl butyl phthalate– BBP, Dibutyl phthalate - DBP, Diisobutyl phthalate - DIBP) as mentioned in the Directive.

<http://www2.schneider-electric.com/sites/corporate/en/products-services/green-premium/green-premium.page>



Additional environmental information

The Emergency Stop Pushbutton presents the following relevant environmental aspects

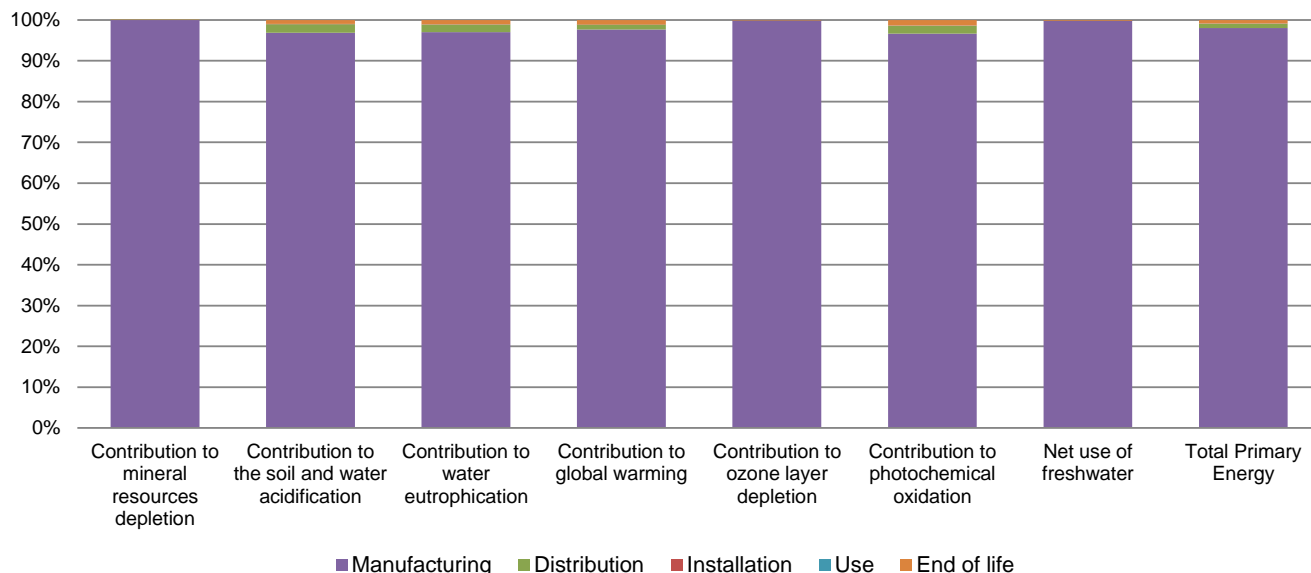
Manufacturing	Manufactured at a Schneider Electric production site ISO14001 certified
Distribution	Weight and volume of the packaging optimized, based on the European Union's packaging directive Packaging weight is 12.8 g, consisting of Cardbord(99.84%),Paper(0.16%) Product distribution optimised by setting up local distribution centres
Installation	This product does not require any installation operations.
Use	The product does not require special maintenance operations.
End of life	End of life optimized to decrease the amount of waste and allow recovery of the product components and materials No special end-of-life treatment required. According to countries' practices this product can enter the usual end-of-life treatment process. Recyclability potential: 59% Based on "ECO'DEEE recyclability and recoverability calculation method" (version V1, 20 Sep. 2008 presented to the French Agency for Environment and Energy Management: ADEME).



Environmental impacts

Reference life time	20 years			
Installation elements	This product does not require any special components during installation			
Use scenario	Non applicable for emergency stop			
Geographical representativeness	USA			
Technological representativeness	The Modules of Technologies such as material production, manufacturing process and transport technology used in this PEP analysis (LCA-EIME in this case) are similar and representative of the actual type of technologies used to make the product in production.			
Energy model used	Manufacturing	Installation	Use	End of life
	Energy model used: Pisek, Czech Republic	Electricity mix; AC; consumption mix, at consumer; 120V; US	Electricity mix; AC; consumption mix, at consumer; 120V; US	Electricity mix; AC; consumption mix, at consumer; 120V; US

Compulsory indicators		Emergency Stop Pushbutton - XB4BS84462					
Impact indicators	Unit	Total	Manufacturing	Distribution	Installation	Use	End of Life
Contribution to mineral resources depletion	kg Sb eq	1.80E-04	1.80E-04	0*	0*	0*	0*
Contribution to the soil and water acidification	kg SO ₂ eq	4.45E-03	4.31E-03	9.41E-05	2.88E-06	0*	4.36E-05
Contribution to water eutrophication	kg PO ₄ ³⁻ eq	1.11E-03	1.08E-03	2.17E-05	7.00E-07	0*	1.12E-05
Contribution to global warming	kg CO ₂ eq	1.73E+00	1.69E+00	2.06E-02	6.91E-04	0*	1.86E-02
Contribution to ozone layer depletion	kg CFC11 eq	1.56E-06	1.56E-06	0*	0*	0*	9.81E-10
Contribution to photochemical oxidation	kg C ₂ H ₄ eq	3.44E-04	3.33E-04	6.71E-06	2.15E-07	0*	4.61E-06
Resources use	Unit	Total	Manufacturing	Distribution	Installation	Use	End of Life
Net use of freshwater	m ³	1.41E-02	1.41E-02	1.84E-06	0*	0*	1.85E-05
Total Primary Energy	MJ	2.47E+01	2.42E+01	2.76E-01	8.56E-03	0*	2.09E-01



Optional indicators		Emergency Stop Pushbutton - XB4BS84462					
Impact indicators	Unit	Total	Manufacturing	Distribution	Installation	Use	End of Life
Contribution to fossil resources depletion	MJ	1.88E+01	1.84E+01	2.74E-01	8.49E-03	0*	1.67E-01
Contribution to air pollution	m³	6.53E+02	6.51E+02	8.77E-01	0*	0*	1.54E+00
Contribution to water pollution	m³	1.49E+02	1.44E+02	3.39E+00	1.05E-01	0*	1.75E+00
Resources use	Unit	Total	Manufacturing	Distribution	Installation	Use	End of Life
Use of secondary material	kg	1.07E-03	1.07E-03	0*	0*	0*	0*
Total use of renewable primary energy resources	MJ	1.86E-01	1.85E-01	3.88E-04	0*	0*	2.39E-04
Total use of non-renewable primary energy resources	MJ	2.45E+01	2.40E+01	2.76E-01	8.54E-03	0*	2.09E-01
Use of renewable primary energy excluding renewable primary energy used as raw material	MJ	-5.41E-02	-5.47E-02	0*	0*	0*	0*
Use of renewable primary energy resources used as raw material	MJ	2.40E-01	2.40E-01	0*	0*	0*	0*
Use of non renewable primary energy excluding non renewable primary energy used as raw material	MJ	2.37E+01	2.32E+01	2.76E-01	8.54E-03	0*	2.09E-01
Use of non renewable primary energy resources used as raw material	MJ	7.96E-01	7.96E-01	0*	0*	0*	0*
Use of non renewable secondary fuels	MJ	0.00E+00	0*	0*	0*	0*	0*
Use of renewable secondary fuels	MJ	0.00E+00	0*	0*	0*	0*	0*
Waste categories	Unit	Total	Manufacturing	Distribution	Installation	Use	End of Life
Hazardous waste disposed	kg	3.17E+00	2.96E+00	0*	0*	0*	2.08E-01
Non hazardous waste disposed	kg	4.76E-01	4.75E-01	7.32E-04	9.38E-05	0*	6.60E-04
Radioactive waste disposed	kg	9.35E-05	9.19E-05	5.21E-07	1.85E-08	0*	1.04E-06
Other environmental information	Unit	Total	Manufacturing	Distribution	Installation	Use	End of Life
Materials for recycling	kg	1.15E-01	1.58E-02	0*	1.27E-02	0*	8.68E-02
Components for reuse	kg	0.00E+00	0*	0*	0*	0*	0*
Materials for energy recovery	kg	1.56E-03	0*	0*	0*	0*	1.56E-03
Exported Energy	MJ	4.03E-05	3.72E-06	0*	3.66E-05	0*	0*

* represents less than 0.01% of the total life cycle of the reference flow

Life cycle assessment performed with EIME version EIME v5.9.3, database version 2016-11 in compliance with ISO14044.

The manufacturing phase is the life cycle phase which has the greatest impact on the majority of environmental indicators (based on compulsory indicators).

Please note that the values given above are only valid within the context specified and cannot be used directly to draw up the environmental assessment of an installation.

Registration number	ENVPEP2201004_V1-EN	Drafting rules	PCR-ed3-EN-2015 04 02
Date of issue	01/2022	Supplemented by	PSR-0005-ed2-EN-2016 03 29
Validity period	5 years	Information and reference documents	www.pep-ecopassport.org
<i>Independent verification of the declaration and data</i>			
Internal	X	External	
<i>The elements of the present PEP cannot be compared with elements from another program.</i>			
<i>Document in compliance with ISO 14021:2016 « Environmental labels and declarations - Self-declared environmental claims (Type II environmental labelling) »</i>			

Schneider Electric Industries SAS

Country Customer Care Center

<http://www.schneider-electric.com/contact>

35, rue Joseph Monier

CS 30323

F- 92506 Rueil Malmaison Cedex

RCS Nanterre 954 503 439

Capital social 896 313 776 €

www.schneider-electric.com

Published by Schneider Electric

ENVPEP2201004_V1-EN

© 2019 - Schneider Electric – All rights reserved

01/2022