





CE

Power	38 W	Voltage	230 V
Luminous flux*	6600 lm (120°)	Colour temperature	6000 K
Colour of light	CW	Beam angle	120 °
IK	09	Degree of protection (IP)	IP65



See more on dedicated page 



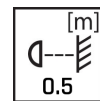
 User manual



 Declaration of Conformity

Technical data:

Code	SLI028025CW
Power	38 W
Nominal current	175 mA
Voltage	230 V
Energy consumption	38 kWh/1000h
Frequency	50HZ Hz
Protection class	I
Power supply included	+
Power factor	0.92
Useful luminous flux*	6600 lm (120°)
Luminous flux**	5900 lm (360°)
Lamp efficacy	174 lm/W
Luminous intensity	1800 cd
Colour temperature	6000 K
Colour of light	CW
Beam angle	120 °
RA	80
Uniformity of color SDCM max	3
Dimmable	No
Working temperature range	-20/+40 °
Lifespan	50000 h
Housing material	POLYCARBONATE
IK	09
Degree of protection (IP)	IP65
Colour	Gray/White
Dimension (AxBxC)	1190x72x70 mm
Weight	1.21 kg
For use	Inside/Outside
Assembly method	On the ceiling/Suspended
Application	INT/EXT
Made in	PRC
Other	MAX 22 pcs per line ,



*applies to the LED source used. **Luminaire luminous flux