

With electronic components

with UL94V-0 polyamide insulating body

- for overlapped circuits
- possibility to perform cross-connections on both lower and upper levels (DAS.4/A and DAS. 4/B; other versions only on lower level)
- available in grey RAL 7042 and beige RAL 1001 colours



DAS.4/C terminal block

The **/GR** tag indicates the grey colour version.

grey version	
beige version	
(Ex)i version	
TECHNICAL CHARACTERISTICS	
function / type	
rated cross-section	(mm ²)
connecting capacity	
flexible	(mm ²)
rigid	(mm ²)
max. flexible with ferrule (mm ²)-ferrule type	
rated voltage / rated current / gauge	conf. to IEC 60947-7-1
rated voltage / rated current / AWG / tightening torque value	UL (Ex e) rated voltage / (V)
rated impulse withstand voltage / pollution degree	
insulation stripping length	(mm)
tightening torque value (test / max)	(Nm)
height / width / thickness	TH/35 7,5 mm
height / width / thickness	TH/35 15 mm
height / width / thickness	G32

APPROVALS

ACCESSORIES	
End sections	grey beige blue
Permanent cross connection (pre-assembled)	
Switchable cross connection	
Multiple common bar	250 mm
Shunting screw and sleeve	
Coloured partition	red, green, white
Cross connection barrier	red
Test plug socket	
Test plug	
Modular test plug	
End section for modular test plug	
Numbering strip	
Warning plate	on adjacent terminal blocks
Cover for cross-connection	red, blue or white
Marking tag	printed or blank
End bracket	
Mounting rail	
according to IEC 60715 Std.	

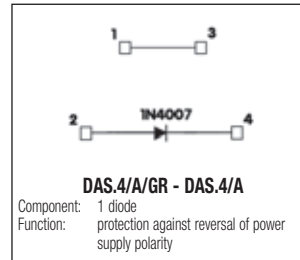
DAS.4/.../GR	
Cat. No.	DS...GR

DAS.4/...	
Cat. No.	DS...

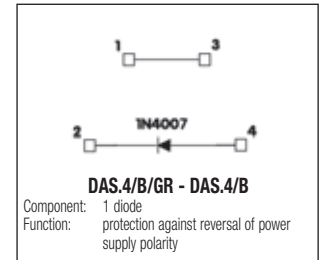
2-level component-holder	4
	0,2 ÷ 6
	0,2 ÷ 6
	4 - WP40/16
	630 V (*) / - / A4
	-
	8 KV / 3
	9
	0,5 / 1,2
	62 / 64 / 6
	70 / 64 / 6
	66 / 64 / 6

Approval referring to DAS.4 standard version

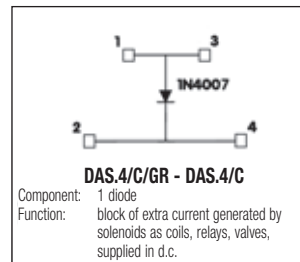
Type	Cat. No.
DAS/PT/GR	DS101GR
DAS/PT	DS101
-	-
PM/41/2 poles	PM412
PM/51/3 poles	PM513
PM/51/5 poles	PM515
PM/51/10 poles	PM510
POS/43	POS43
PMP/58	PMP58
CPM/01	CPM01
DFU/7	DU07..
-	-
PSD/A	PD001
SDD/1	DD001
-	-
-	-
-	-
PRP/5	PRP05
CNU/8/61	NU0861
BTU for PR/DIN and PR/3	BT005
BT/DIN/PO for PR/DIN only	BT001
BT/3-BTO for PR/3 only	BT003-BT007
PR/DIN/AC of steel	PR001
PR/DIN/AS same with slots	PR004
PR/DIN/AL of aluminium	PR002
PR/3/AC for PR/DIN and PR/3	PR003
PR/3/AS same with slots	PR005



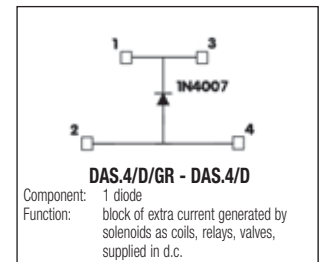
Cat. No. DS111GR - DS111



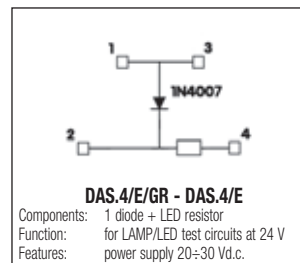
Cat. No. DS112GR - DS112



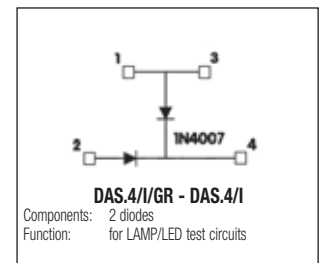
Cat. No. DS113GR - DS113



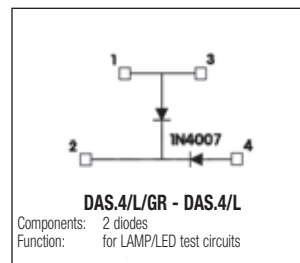
Cat. No. DS114GR - DS114



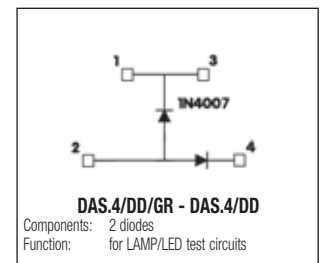
Cat. No. DS115GR - DS115



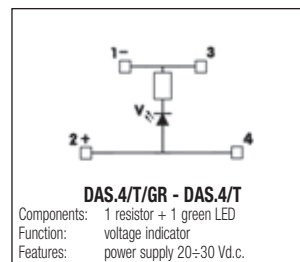
Cat. No. DS119GR - DS119



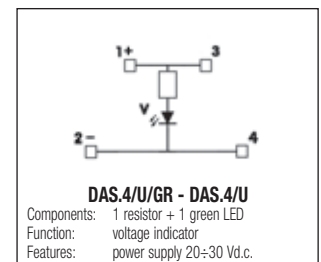
Cat. No. DS130GR - DS130



Cat. No. DS120GR - DS120



Cat. No. DS128GR - DS128



Cat. No. DS129GR - DS129

(*) The voltage and current ratings given for the various versions are based on the various type of components and to their connections.