

PHILIPS

LED Transformers

Datasheet



LED Transformers

LED Transformer 150W 24VDC 220-240V

Product description

Philips full-electronic constant voltage LED Transformers are designed to operate 24VDC LED solutions used in general applications such as refrigerated display lighting, retail display lighting and linear accent lighting. They are specifically designed to ensure the highest performance with maximum robustness combined with a long lifetime.

Benefits

- SELV operating voltages, ensuring safety even if wiring or LED boards become damaged
- Energy savings through high efficiency
- Ultimate robustness, offering peace of mind and lower maintenance costs
- Easy to design-in and install
- Long lifetime

Features

- Independent use for Insulation Class II application
- Global approbations and certifications
- Stable output voltage
- Wide ambient temperature range
- Protection against overpower and overvoltage
- Output short-circuit shutdown feature with automatic restart

Applications

- Retail display lighting, linear accent lighting and refrigerated display lighting
- Shelf lighting
 - Cove lighting
 - Facade accent lighting
 - Coolers and freezers

Electrical input data

| Specification item | Value | Unit | Condition |
|---------------------------|-------------|------|-------------------------------|
| Rated input voltage range | 220 ... 240 | Vac | Performance |
| Rated input voltage range | 198 ... 264 | Vac | Operational safety |
| Rated input frequency | 50 ... 60 | Hz | Performance |
| Rated input frequency | 45 ... 66 | Hz | Operational safety |
| Rated input current | 0.7 | A | 230Vac, @ rated output power |
| Rated input power | 159 | W | 230Vac, @ rated output power |
| Power factor | 0.98 | | 230Vac, @ rated output power. |
| Total harmonic distortion | 10 | % | 230Vac, @ rated output power. |
| Efficiency (typ) | 93 | % | 230Vac, @ rated output power. |

Electrical output data

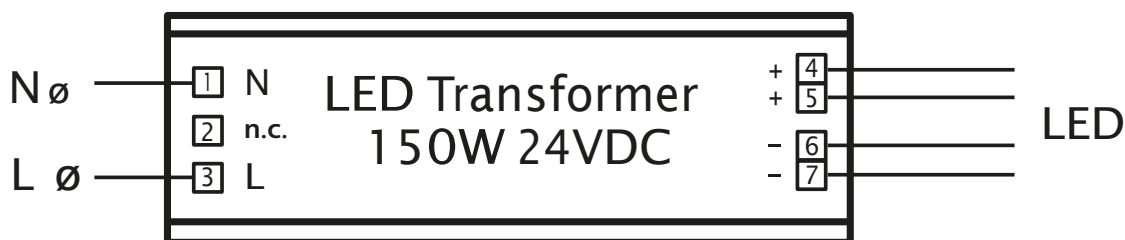
| Specification item | Value | Unit | Condition |
|--------------------------|------------------|------------------|---------------------------------------|
| Regulation method | Constant Voltage | | Rated output voltage = 24VDC |
| Output voltage range | 22.8 ... 25.2 | Vdc | @ output current range 3.75 ... 6.25A |
| Output current range | 0.1 ... 6.25 | Adc | |
| Output voltage ripple | < 240 | mV _{pp} | |
| Rated output power | 150 | W | |
| Line regulation | < 1 | % | |
| Load regulation | < 3 | % | |
| Turn-on delay | ≤ 1 | s | |
| Output voltage rise time | ≤ 50 | ms | |
| Hold-up time | ≥ 10 | ms | |

Logistical data

| Specification item | Value |
|--------------------|-------------------------------------|
| Product name | LED Transformer 150W 24VDC 220-240V |
| Order code | 740740 00 |
| Logistic code 12NC | 9290 021 05980 |
| Pieces per box | 10 |

Wiring & Connections

| Specification item | Value | Unit | Condition |
|---------------------------------|---------------------------|-----------------------|--|
| Input wire cross-section | 0.75 ... 2.5 / 18 ... 14 | mm ² / AWG | Solid and stranded wire |
| Input cable diameter | 3.3 ... 8 | mm | |
| Input wire strip length | 6 ... 7 | mm | |
| Output wire cross-section | 0.5 ... 2.5* / 20 ... 14* | mm ² / AWG | Solid and stranded wire |
| Output cable diameter | 2 ... 5 | mm | |
| Output wire strip length | 6 ... 7 | mm | |
| Strain relief screw max. torque | 0.5 | Nm | |
| Connector screw max. torque | 0.5 | Nm | |
| Maximum output cable length | 2.5 | m | CISPR15: between driver and LED module |



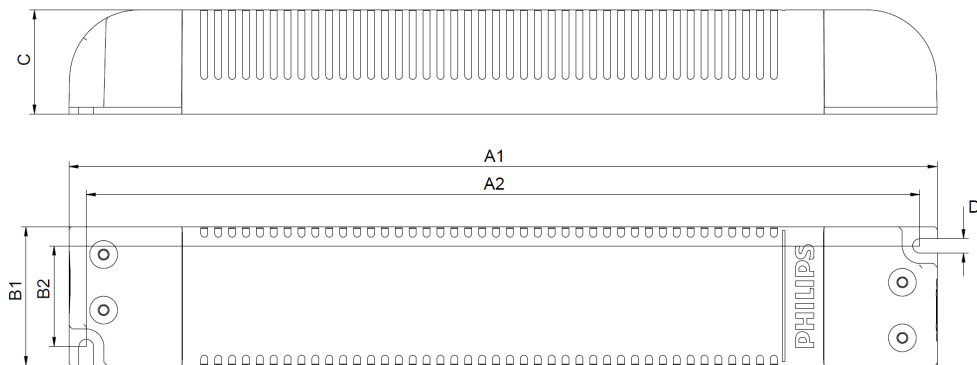
*: Shown values apply to independent application.
For CCC compliance: minimum wire cross section =0.75mm²

Insulation

| Insulation | Mains | LED |
|------------|---------------|---------------|
| Mains | | SELV (double) |
| LED | SELV (double) | |

Dimensions and weight

| Specification item | Value | Unit | Condition |
|---------------------------|-------|------|---------------------------------|
| Length (A1) | 310.0 | mm | |
| Width (B1) | 40.0 | mm | |
| Height (C) | 30.0 | mm | |
| Fixing hole distance (A2) | 300.0 | mm | Fixing hole diameter (D): 4.1mm |
| Fixing hole distance (B2) | 29 | mm | |
| Weight | 485 | gram | |



Operational temperatures and humidity

| Specification item | Value | Unit | Condition |
|-----------------------------|-------------|------|---|
| Driver ambient temperature | -20 ... +45 | °C | At rated output power. Higher ambient temperature allowed as long as Tcase-max is not exceeded. |
| Tcase-min | -20 | °C | |
| Tcase-max | +85 | °C | Max. steady-state Tcase |
| Tcase-life | -20 ... +85 | °C | For rated driver lifetime |
| Maximum housing temperature | 110 | °C | In case of failure |
| Relative humidity | 10 ... 90 | % | Non-condensing |
| Ingress Protection * | IP20 | | |
| Noise and hum | ≤ 20 | dB | |

*: The LED Transformer is primarily intended for independent use. It must not be exposed including but not limited to snow, water and ice or any other chemical agent which may have an adverse affect on driver operation and performance. Exposure may lead to driver failure. It is the luminaire manufacturer's / installer's responsibility to prevent exposure.

Storage temperature and humidity

| Specification item | Value | Unit | Condition |
|---------------------|-------------|------|----------------|
| Ambient temperature | -20 ... +80 | °C | |
| Relative humidity | 5 ... 95 | % | Non-condensing |

Lifetime

| Specification item | Value | Unit | Condition |
|-----------------------|--------|-------|--|
| Rated driver lifetime | 50,000 | hours | $T_{case} \leq T_{case-life}$. Maximum failures = 10%. See graph. |

Features

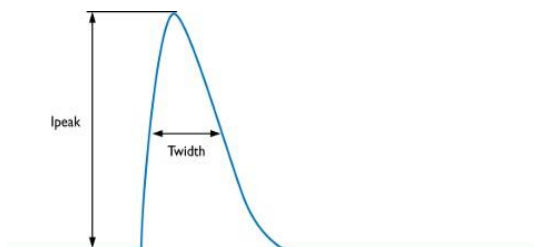
| Specification item | Value | Remark | Condition |
|--|-------|--------|-------------------------------------|
| Open load protection | Yes | | U_{out} (open circuit) = 26V max. |
| Short-circuit protection | Yes | | Hiccup mode, automatic recovering |
| Overpower protection | Yes | | Automatic recovering |
| Overheating protection | No | | Automatic recovering |
| Hot wiring | Yes | | |
| Suitable insulation class applications | II | | Per IEC60598 |

Certificates and standards

| Specification item | Value |
|--------------------|---|
| Approval marks | CE / ENEC / F / CCC / RCM / MM / 110 / Double-insulated / Independent |

Inrush current

| Specification item | Value | Unit | Condition |
|------------------------------------|-------|---------|---|
| Inrush current I_{peak} (typ) | 45 | A | Input voltage 230Vac |
| Inrush current T_{width} (typ) | 540 | μs | Input voltage 230Vac, measured at 50% I_{peak} |
| Max. recommended number of drivers | 4 | pcs | MCB 16A B type, mains impedance 200m Ω + 400 μH |



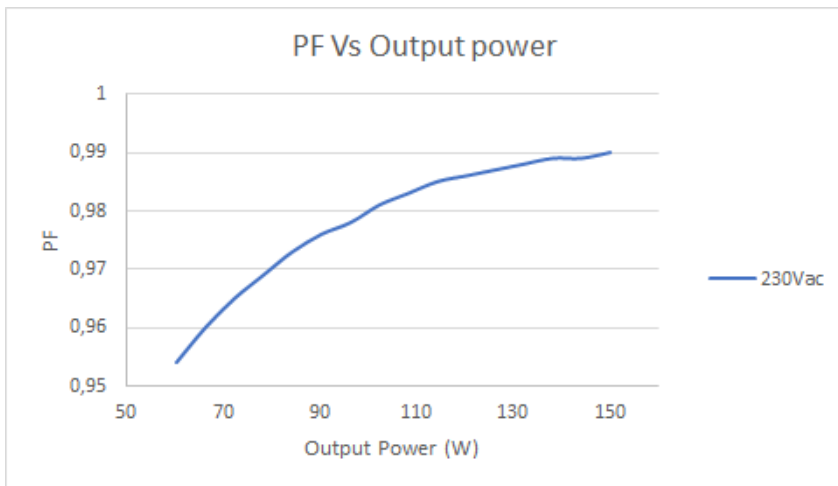
| MCB | Rating | Relative number of drivers * |
|-----|--------|------------------------------|
| B | 6A | 37% |
| B | 10A | 63% |
| B | 13A | 81% |
| B | 16A | 100% |
| B | 20A | 125% |
| B | 25A | 156% |
| C | 6A | 63% |
| C | 10A | 104% |
| C | 13A | 135% |
| C | 16A | 170% |
| C | 20A | 208% |
| C | 25A | 260% |
| D | 6A | 125% |
| D | 10A | 104% |
| D | 13A | 135% |
| D | 16A | 170% |
| D | 20A | 208% |

* : please check that cable cross sectional area corresponds with MCB rating and type

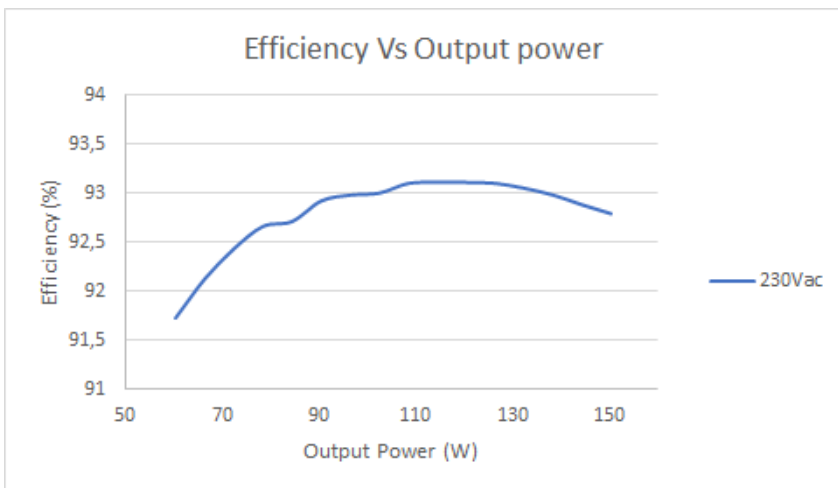
Surge immunity

| Specification item | Value | Unit | Condition |
|-----------------------------------|---------|---------|---|
| Mains surge immunity (diff. mode) | 1 / 0.5 | kV / kA | L-N, acc. IEC61000-4-5. 2 Ohm, 1.2/50us, 8/20us |

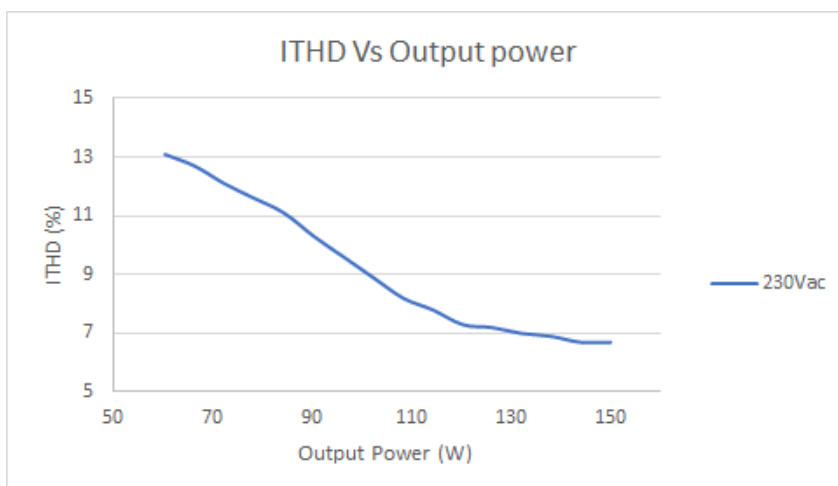
Power factor versus output power



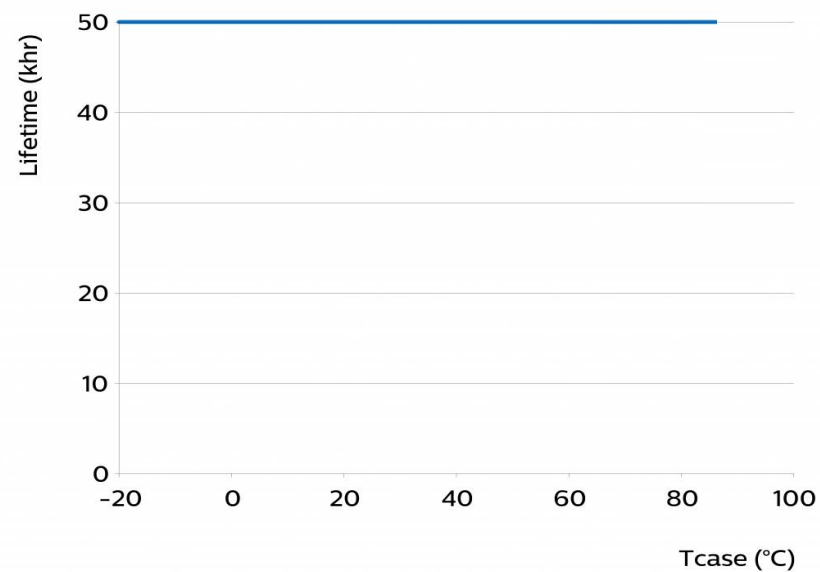
Efficiency versus output power



THD versus output power



Driver lifetime versus Tc temperature



©2021 Signify Holding, IBRS 10461, 5600 VB, NL. All rights reserved.
UK importer address: Signify Commercial UK Limited, 3, Guildford Business Park, GU2 8XG

The information provided herein is subject to change without notice. Signify does not give any representation or warranty as to the accuracy or completeness of the information included herein and shall not be liable for any action in reliance thereon. The information presented in this document is not intended as any commercial offer and does not form part of any quotation or contract, unless otherwise agreed by Signify.

Philips and the Philips Shield Emblem are registered trademarks of Koninklijke Philips N.V. All other trademarks are owned by Signify Holding or their respective owners.
Date of release: April 7, 2021 v3

www.philips.com/oem