



On-Line Three-Phase

VFI 20k-80k TAP PFI 3/3 BX

20 - 40 kVA



60-80 kVA

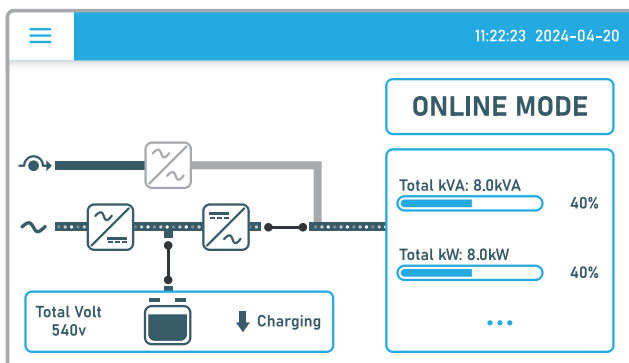


Features

- Three-step IGBT PWM control technology, online mode efficiency up to 96%, ECO mode efficiency up to 99%.
- Output power factor 1, provides more active power.
- Tower UPS, modular design, MTTR < 30 mins.
- Higher density reduces up to 50% of the footprint.
- Powerful charger declines the charging time dramatically.
- Predictable component lifetime enhances system reliability.
- Optimized parallel technology, eliminates single point of failure.
- Optimized battery management (OBM) technology, extended batteries life by 50%.
- Battery 32-44 adjustment provides a more flexible battery configuration.
- A 5-inch color touch LCD with 8 languages provides a userfriendly interface for operation.

BX: Only compatible with External Batteries

Convenient Management Touch Screen



- Equipped with a LED status indicator
- A vibrant 5" touch screen with 8 language
- Convenient for users to check the status of the equipment, operation and maintenance operations.

| Model | VFI 20k TAP PFI | VFI 30k TAP PFI | VFI 40k TAP PFI | VFI 60k TAP PFI | VFI 80k TAP PFI |
|---------------------------|--|-----------------|-----------------|-----------------|-----------------|
| Capacity | | | | | |
| Power Capacity | 20 kVA / 20 kW | 30 kVA / 30 kW | 40 kVA / 40 kW | 60 kVA / 60 kW | 80kVA / 80 kW |
| Input | | | | | |
| Topology | PWM, IGBT based | | | | |
| Rated Voltage | 230/400 Vac nominal (220/380, 240/415 Selectable) | | | | |
| Voltage Range | 190/330 – 276/478 V (-15%, +20%) at 100% load, 116/201 - 276/478 V (-50%, +20%) at 50% load | | | | |
| Input Power Factor | 0.99 | | | | |
| THD (i) | < 3% | | | | |
| Rated Frequency | 50 / 60 Hz auto sensing | | | | |
| Frequency Range | 40 - 72 Hz | | | | |
| Output | | | | | |
| Power Factor | 1.0 | | | | |
| Efficiency | Up to 96% in online mode; >99% in ECO mode | | | | |
| Output Voltage | 230Vac/400Vac ± 1% (380/415Vac selectable) | | | | |
| Output Frequency | 50/60Hz | | | | |
| Overload Capacity | 102 – 110% load 60 min, 111 – 125% load 10min, 126 – 150% load 1 min, > 150% load 150 msec at 40°C | | | | |
| THDV | < 2% for Linear load | | | | |
| Unbalanced Load | 100% | | | | |
| Crest Factor | 3:1 | | | | |
| Bypass | | | | | |
| Internal Static Switch | Standard | | | | |
| Bypass Voltage | 230/400V nominal (220 / 380, 240 / 415 Selectable) 195 / 338 – 264 / 458 V (± 15% of nominal, selectable up to ± 20%) | | | | |
| Maintenance Bypass Switch | Standard | | | | |
| Battery | | | | | |
| Battery Type | VRLA / NiCd / Lithium | | | | |
| Backup Time | Varies from battery capacity and load situation | | | | |
| Battery Voltage | 320 V ~ 607 V, default 432 V | | | | |
| Communication | | | | | |
| Interface | 2 × Mini-Slot, 1 × Emergency Power Off input (NC or NO), 3 × Building Alarm inputs, 1 × RS232 | | | | |
| Com Cards (Optional) | NMC & CMC G2 cards, EMP | | | | |
| Environment | | | | | |
| Running Temperature | UPS : 0 - 40°C; Battery: 25°C | | | | |
| Storage | -25 ~ 55°C without battery; +15 ~ 25°C with battery | | | | |
| Humidity | 5% ~ 95% | | | | |
| Elevation | No derating < 1000m | | | | |
| Noise Level | < =65 dBA at 1 m @ 75% Load (ISO7779) | | | | |
| Dimension | | | | | |
| Dimension (D×W×H) [mm] | 699 × 330 × 521 | | | 773 × 331 × 972 | |
| Regulation | | | | | |
| Safety | IEC/EN 62040-1 | | | | |
| EMC | IEC/EN 62040-2 | | | | |
| Performance | IEC/EN 62040-3 | | | | |
| Quality | ISO90001, ISO14001 | | | | |
| Certification | CE | | | | |