

LEDVANCE.COM



LEDVANCE



DOWNLIGHTS 2025

# THE PERFECT FIT

POWERED THROUGH  
OUR NEW PORTFOLIO

# THE NEW DOWNLIGHT PORTFOLIO FROM LEDVANCE



MAXIMUM FLEXIBILITY  
FOR EVERY REQUIREMENT



HIGH FLEXIBILITY

The new, well-structured downlight portfolio from LEDVANCE includes versatile solutions for offices, public areas, hospitality zones and ancillary rooms. Offering the highest quality of light, outstanding colour rendering and uniform illumination, the downlights create optimal lighting conditions in any environment. Thanks to various designs, MULTI LUMEN and MULTI COLOUR technology, and optional accessories such as surface mounted frames and bezels, the luminaires can be customised to suit a wide range of needs. And they provide reliable quality thanks to a 5-year guarantee.

A range that offers clever solutions for any installation – easy to mount, flexible to customise and ideal for every application. Get what fits best!

- + **LARGE PORTFOLIO:** versatile product families for all needs
- + **ACCESSORIES:** flexible mounting options and easy installation
- + **MAXIMUM QUALITY OF LIGHT:** with the BIOLUX HCL TW ZIGBEE DOWNLIGHT GEN 2
- + **MULTI LUMEN:** adjustable luminous flux in two or three steps 
- + **MULTI COLOUR:** adjustable colour temperature (3000 K/4000 K) 



## READY, SET, LIGHT!

MULTI SELECT provides the option of adjusting DOWNLIGHT COMFORT and DOWNLIGHT SLIM ALU on site. MULTI LUMEN allows the luminous flux to be set directly at the driver. And with MULTI COLOUR, the light colour can simply be selected using a slide switch.




BEST QUALITY OF LIGHT

# BIOLUX HCL TW ZIGBEE DOWNLIGHT GEN 2

LIGHT AS YOU NEED IT

The new downlight features outstanding lighting quality, excellent colour rendering and homogeneous illumination. Thanks to Tunable White (2700K–6500K), the light colour can be selected to suit the respective work situation. Using a suitable control unit the HCL function dynamically adjusts the lighting to natural changes in daylight. With its high colour rendering,  $UGR \leq 19$  and flicker-free light, it meets the highest requirements for use in offices as well as educational and care facilities.

- +** **Maximum quality of light:** CRI  $\geq 90$ , UGR  $\leq 19$ , SDCM  $\leq 3$
- +** **Tunable White & HCL ready:** adjustable colour temperature (2700K–6500K) or biologically effective light
- +** **Light control:** IoT ready, Zigbee 3.0 compatible, possible sensor integration



## TWO OPTIONS: WITH VIVARES LIGHT MANAGEMENT

### HUMAN CENTRIC LIGHTING – THE LIGHT FOR MORE WELL-BEING

The BIOLUX HCL CONTROL UNIT S ZB controls the simulation of a natural daylight curve on the basis of Zigbee 3.0, creating positive biological effects.



LEDVANCE BIOLUX  
Human Centric Lighting  
Zigbee system



### TUNABLE WHITE – PERSONALISED LIGHT

Tunable White (TW) supports flexible adjustment of the colour temperature from 2700K to 6500K – for tailor-made light to suit the activity or time of day.



Recommended Zigbee 3.0  
controller: VIVARES  
ZIGBEE CONTROL

<sup>1</sup> Refer to [www.ledvance.com/guarantee](http://www.ledvance.com/guarantee) for precise conditions



# DOWNLIGHT COMFORT GEN 2

## ONE RANGE FOR MAXIMUM LIGHTING QUALITY

The new DOWNLIGHT COMFORT GEN 2 family combines high lighting quality, flexibility and efficiency in a comprehensive portfolio for different requirements. It includes  $UGR \leq 19$  versions for glare-free office lighting and opal versions for hallways and general areas. IoT-ready DALI-2 types are also available. Its MULTI LUMEN and MULTI COLOUR functions enable the light to be adapted to suit individual needs.

- + **MULTI SELECT:** 3-step MULTI LUMEN and MULTI COLOUR (3 000 K/4 000 K)
- + **Outstanding efficiency:** up to 120 lm/W with  $SDCM \leq 3$  and a lifetime of up to 70 000 h (L80)
- + **Various options:** four ceiling cut-outs (100, 150, 200, 250 mm), opal or  $UGR \leq 19$  luminaires, DALI-2 and emergency light option (EL)

### MAXIMUM FLEXIBILITY WITH OPTIONAL ACCESSORIES

Ceiling mounting frames and replaceable front bezels in different sizes and colours ensure harmonious integration in any environment.



BROAD CHOICE




**COMING SOON:**  
Zigbee types in summer 2025

## TWO LIGHTING SOLUTIONS, ONE PRODUCT FAMILY



High-precision lighting for concentrated work:  $UGR \leq 19$  downlights with beam angles from  $55^\circ$  to  $60^\circ$  provide glare-free lighting in modern working environments.




Efficient illumination for orientation and atmosphere: opal downlights with beam angles from  $95^\circ$  to  $100^\circ$  provide economical and pleasant lighting for hallways, foyers and stairwells.





# DOWNLIGHT SLIM ALU GEN 2

POWERFUL AND VERSATILE  
MODERNISATION



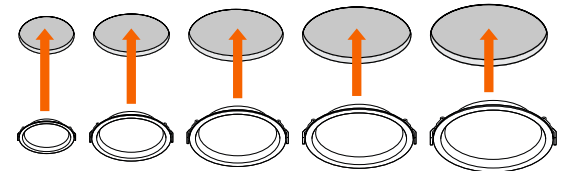
The new DOWNLIGHT SLIM ALU generation offers ultra-slim design, high efficiency and flexible installation options. It also includes IoT-ready DALI-2 versions. Thanks to the MULTI LUMEN and MULTI COLOUR functions, it adapts perfectly to different requirements. This new downlight generation provides optimal solutions for modernisations, renovations and new buildings.

- +** **MULTI SELECT:** individual adjustment of luminous flux (50/75/100 %) and colour temperature (3 000 K/4 000 K)
- +** **High efficiency:** up to 100 lm/W for energy-optimised lighting
- +** **Versatile options:** five ceiling cut-outs, DALI-2 and emergency light option (EL), optional mounting frame



## FIVE SIZES – ONE SOLUTION

The DOWNLIGHT SLIM ALU GEN 2 is available in five cut-out sizes (100, 150, 175, 200 and 280 mm) and fits into a wide range of existing ceiling cut-outs. Its optional mounting frame makes it a flexible solution for different requirements.



## IDEAL SOLUTION FOR MODERNISATIONS



Whether it's hallways, stairwells or educational facilities, the DOWNLIGHT SLIM ALU GEN 2 is ideal for any modernisation. Thanks to its optional mounting frame and adjustable light colour and luminous flux, it enables precise lighting for existing ceiling cut-outs.

**COMING IN SUMMER 2025:**  
DOWNLIGHT UNIVERSAL with adjustable  
springs for even more flexibility.

### ANY QUESTIONS? TALK TO US.

Are you interested in our services for your projects? Our project business experts are happy to advise you.



You can reach us at:  
contact@ledvance.com  
+49 89 780673-600

# BIOLUX HCL DOWNLIGHT ZIGBEE GEN 2

**SUPERIOR CLASS**



Product name	EAN (GTIN)	Replacement for	W	lm	lm/W		K	L70 <sup>1</sup>		L x W x H [mm] Ø x H [mm]							
<b>BIOLUX HCL DOWNLIGHT ZIGBEE GEN 2</b>																	
BIOLUX HCL DL DN150 S 20W TW ZB	4058075 <b>724600</b>	2 × 26W CFL-ni	20	2100	105	✓	2700...6500	50000	60	175 × 99	1						

# DOWNLIGHT COMFORT

**PERFORMANCE CLASS**




Product name	EAN (GTIN)	Replacement for	W	lm	lm/W		K	L70 <sup>1</sup>		L x W x H [mm] Ø x H [mm]			
<b>DOWNLIGHT COMFORT OPAL</b>													
DL CMFT D100 P 13W MS 940 OP WT	4099854 <b>490842</b>	1 × 24 W CFL-ni	13/10/7	1430/1100/770	110	—	3000/4000	100000	95	116 × 48	1		
DL CMFT D150 P 18W MS 940 OP WT	4099854 <b>490941</b>	1 × 26 W CFL-ni	18/15/12	2160/1800/1440	120	—	3000/4000	100000	95	160 × 57	2		
DL CMFT D200 P 30W MS 940 OP WT	4099854 <b>490989</b>	2 × 26 W CFL-ni	30/25/20	3600/3000/2400	120	—	3000/4000	100000	100	215 × 59	3		
DL CMFT D250 P 42W MS 940 OP WT	4099854 <b>491047</b>	2 × 32 W CFL-ni	42/36/30	5000/4200/3600	120	—	3000/4000	100000	100	265 × 60	4		
<b>DOWNLIGHT COMFORT DALI OPAL</b>													
DL CMFT DA D100 P 13W MS 940 OP WT	4099854 <b>490866</b>	1 × 24 W CFL-ni	13/10/7	1430/1100/770	110	✓	3000/4000	100000	95	116 × 48	1		
DL CMFT DA D150 P 18W MS 940 OP WT	4099854 <b>490965</b>	1 × 26 W CFL-ni	18/15/12	2160/1800/1440	120	✓	3000/4000	100000	95	160 × 57	2		
DL CMFT DA D200 P 30W MS 940 OP WT	4099854 <b>491009</b>	2 × 26 W CFL-ni	30/25/20	3600/3000/2400	120	✓	3000/4000	100000	100	215 × 59	3		
DL CMFT DA D250 P 42W MS 940 OP WT	4099854 <b>491061</b>	2 × 32 W CFL-ni	42/36/30	5000/4200/3600	120	✓	3000/4000	100000	100	265 × 60	4		
<b>DOWNLIGHT COMFORT UGR19</b>													
DL CMFT D100 P 13W MS 940 U19 WT	4099854 <b>490903</b>	1 × 24 W CFL-ni	13/10/7	1430/1100/770	110	—	3000/4000	100000	55	116 × 65	5		
DL CMFT D150 P 18W MS 940 U19 WT	4099854 <b>491085</b>	1 × 26 W CFL-ni	18/15/12	2160/1800/1440	120	—	3000/4000	100000	55	160 × 92	6		
DL CMFT D200 P 30W MS 940 U19 WT	4099854 <b>491122</b>	2 × 26 W CFL-ni	30/25/20	3600/3000/2400	120	—	3000/4000	100000	55	215 × 117	7		
DL CMFT D250 P 42W MS 940 U19 WT	4099854 <b>491160</b>	2 × 32 W CFL-ni	42/36/30	5000/4200/3600	120	—	3000/4000	100000	60	265 × 124	8		
<b>DOWNLIGHT COMFORT DALI UGR19</b>													
DL CMFT DA D100 P 13W MS 940 U19 WT	4099854 <b>490927</b>	1 × 24 W CFL-ni	13/10/7	1430/1100/770	110	✓	3000/4000	100000	55	116 × 65	5		
DL CMFT DA D150 P 18W MS 940 U19 WT	4099854 <b>491108</b>	1 × 26 W CFL-ni	18/15/12	2160/1800/1440	120	✓	3000/4000	100000	55	160 × 92	6		
DL CMFT DA D200 P 30W MS 940 U19 WT	4099854 <b>491146</b>	2 × 26 W CFL-ni	30/25/20	3600/3000/2400	120	✓	3000/4000	100000	55	215 × 117	7		
DL CMFT DA D250 P 42W MS 940 U19 WT	4099854 <b>491184</b>	2 × 32 W CFL-ni	42/36/30	5000/4200/3600	120	✓	3000/4000	100000	60	265 × 124	8		

**IoT = Internet of Things.** Supports data transfer via gateway to cloud-based monitoring platforms, such as LEDVANCE VIVARES Cloud.

<sup>1</sup> t[h]: L70/B50 @ 25 °C (T<sub>a</sub>)/t[h]: L80/B10 @ 25 °C (T<sub>a</sub>)  
<sup>2</sup> Refer to [www.ledvance.com/guarantee](http://www.ledvance.com/guarantee) for precise conditions

# DOWNLIGHT COMFORT FRAMES/DOWNLIGHT COMFORT EXCHANGEABLE RINGS



Product name	EAN (GTIN)	COLOR	MATERIAL	L x W x H [mm] Ø x H [mm]	No.
--------------	------------	-------	----------	------------------------------	-----


## DOWNLIGHT COMFORT FRAME

DL CMFT FRAME D100 WT	4099854499906	White	Steel	116 x 120	1
DL CMFT FRAME D150 WT	4099854499968	White	Steel	160 x 150	1
DL CMFT FRAME D200 WT	4099854500022	White	Steel	215 x 184	1
DL CMFT FRAME D250 WT	4099854500145	White	Steel	265 x 190	1
DL CMFT FRAME D100 BK	4099854499920	Black	Steel	116 x 120	2
DL CMFT FRAME D150 BK	4099854499982	Black	Steel	160 x 150	2
DL CMFT FRAME D200 BK	4099854500046	Black	Steel	215 x 184	2
DL CMFT FRAME D250 BK	4099854500169	Black	Steel	265 x 190	2
DL CMFT FRAME D100 GY	4099854499944	Grey	Steel	116 x 120	3
DL CMFT FRAME D150 GY	4099854500008	Grey	Steel	160 x 150	3
DL CMFT FRAME D200 GY	4099854500060	Grey	Steel	215 x 184	3
DL CMFT FRAME D250 GY	4099854500183	Grey	Steel	265 x 190	3

## DOWNLIGHT COMFORT EXCHANGEABLE RING

DL CMFT EXC RING D100 BK	4099854515286	Black	Aluminum	116 x 8	4
DL CMFT EXC RING D150 BK	4099854515316	Black	Aluminum	160 x 12	4
DL CMFT EXC RING D200 BK	4099854515347	Black	Aluminum	215 x 12	4
DL CMFT EXC RING D250 BK	4099854515378	Black	Aluminum	265 x 12	4
DL CMFT EXC RING D100 GY	4099854515408	Grey	Aluminum	116 x 8	5
DL CMFT EXC RING D150 GY	4099854515439	Grey	Aluminum	160 x 12	5
DL CMFT EXC RING D200 GY	4099854515460	Grey	Aluminum	215 x 12	5
DL CMFT EXC RING D250 GY	4099854515491	Grey	Aluminum	265 x 12	5

# DOWNLIGHT SLIM ALU



Product name	EAN (GTIN)	Replacement for	W	lm	lm/W	Beam angle	K	L70 <sup>1</sup>	Temperature	L x W x H [mm] Ø x H [mm]	No.
--------------	------------	-----------------	---	----	------	------------	---	------------------	-------------	------------------------------	-----

## DOWNLIGHT SLIM ALU

DL SLIM ALU D100 V 8W MS 840 WT	4099854441776	1 x 18W CFL-ni	8/6/4	800/600/400	100	—	3000/4000	50000	90	112 x 23	1
DL SLIM ALU D150 V 13W MS 840 WT	4099854441790	1 x 24W CFL-ni	13/9.8/6.5	1300/980/650	100	—	3000/4000	50000	90	162 x 23	2
DL SLIM ALU D175 V 16W MS 840 WT	4099854441813	1 x 26W CFL-ni	16/12/8	1600/1200/800	100	—	3000/4000	50000	90	187 x 23	3
DL SLIM ALU D205 V 19W MS 840 WT	4099854441844	1 x 26W CFL-ni	19/14.3/9.5	1900/1430/950	100	—	3000/4000	50000	90	217 x 23	4
DL SLIM ALU D280 V 25W MS 840 WT	4099854441868	2 x 18W CFL-ni	25/18.8/12.5	2500/1880/1250	100	—	3000/4000	50000	90	292 x 23	5

## DOWNLIGHT SLIM ALU DALI

DL SLIM ALU DA D100 V 9.5W MS 840 WT	4099854441899	1 x 18W CFL-ni	9.5/7.5	900/700	95	✓	3000/4000	50000	90	112 x 23	1
DL SLIM ALU DA D150 V 13W MS 840 WT	4099854441912	1 x 24W CFL-ni	13/7.5	1300/750	100	✓	3000/4000	50000	90	162 x 23	2
DL SLIM ALU DA D175 V 16W MS 840 WT	4099854441936	1 x 26W CFL-ni	16/9.5	1650/1000	105	✓	3000/4000	50000	90	187 x 23	3
DL SLIM ALU DA D205 V 19W MS 840 WT	4099854441950	1 x 26W CFL-ni	19/10.5	2000/1150	105	✓	3000/4000	50000	90	217 x 23	4
DL SLIM ALU DA D280 V 25W MS 840 WT	4099854441974	2 x 18W CFL-ni	25/12	2500/1200	100	✓	3000/4000	50000	90	292 x 23	5

<sup>1</sup> t[h]: L70/B50 @ 25 °C (T<sub>a</sub>)/t[h]: L80/B10 @ 25 °C (T<sub>a</sub>)

<sup>2</sup> Refer to [www.ledvance.com/guarantee](http://www.ledvance.com/guarantee) for precise conditions

## ABOUT LEDVANCE

With business activities in over 140 countries, LEDVANCE is one of the world's leading general lighting companies. Emerging from OSRAM's general lighting division, LEDVANCE's portfolio includes LED lamps and luminaires, intelligent lighting products, traditional lamps and renewable energy solutions.

#POWERTHROUGHLIGHT




# LEDVANCE

LEDVANCE GmbH  
Parkring 1-5  
85748 Garching  
Germany

## DOWNLIGHT SLIM ALU FRAME



Product name	EAN (GTIN)	COLOR	MATERIAL	L x W x H [mm] Ø x H [mm]	 No.
<b>DOWNLIGHT SLIM ALU FRAME</b>					
DL SLIM ALU FRAME D150 WT	4099854 <b>475986</b>	White	Aluminum	160 x 45	1
DL SLIM ALU FRAME D175 WT	4099854 <b>476006</b>	White	Aluminum	185 x 45	2
DL SLIM ALU FRAME D205 WT	4099854 <b>476037</b>	White	Aluminum	215 x 45	3
DL SLIM ALU FRAME D280 WT	4099854 <b>476051</b>	White	Aluminum	290 x 45	4