




# NEW DIMMERS AND DALI SOLUTIONS

POWERED THROUGH  
THE LEDVANCE BRAND

LIGHTING CONTROL  
AS YOU NEED IT



# JUST DISCOVER

## ONE ZONE MANY SOLUTIONS

### JUST MATCH PERFECTLY

Single zone plug & play phase-cut dimmers, compatible with all dimmable LEDVANCE lamps/luminaires 06

### JUST WIRE AND BE HAPPY

DALI single zone plug & play manual control units 08

### JUST TAKE FLEXIBLE CONTROL

DALI single zone control units for automated or manual lighting control 12

## MANY ZONES ONE SOLUTION

### JUST THINK BIGGER

DALI multi zone app- or software-operated control unit and cloud services 14

## ALL ZONES – ALL DEVICES & LIGHTING

### JUST DETECT

The new LEDVANCE sensor and pushbutton coupler range 16

### JUST EXPAND

New LEDVANCE relay and repeater for DALI system upgrade and expansion 20

### JUST COMPLETE THE SYSTEM

LEDVANCE phase-cut DIM lamps/luminaires and DALI-2 luminaires for compatible lighting control applications 22


### JUST BE INFORMED

Technical data and product details 24



## NEW PHASE-CUT DIMMERS

Designed for seamless dimming of LEDVANCE LED lamps and luminaires. See pages 6–7.



PCU FM  
DALI-2 DIM

MCU SELECT  
DIM

MCU SELECT  
DIM EXC

LEDVANCE LED LAMPS  
AND LUMINAIRES

# FULL DIMMING & DALI POWER FROM LEDVANCE



Top systems need top components. That's why LEDVANCE is presenting an extended range of dimmers and DALI components under the LEDVANCE brand.

## LIGHT MANAGEMENT IS VIVARES

VIVARES Light Management Systems (LMS) from LEDVANCE enable flexible, user-centric lighting control in working environments. Integrated sensor-based control helps maximise energy savings.

► [CLICK HERE TO VIEW OUR LMS PORTFOLIO WITH ALL DALI AND ZIGBEE SOLUTIONS](#)

### SINGLE ZONE SOLUTIONS (RECOMMENDED FOR UP TO 200 m<sup>2</sup>)

SINGLE ZONE

**CONTROL UNITS**  
MANUAL LIGHTING CONTROL

► From page 8



NEW: MCU GROUP TW



MCU SELECT DALI-2 EXC TW



MCU SELECT DALI-2



MCU SELECT DALI-2 TW



MCU TOUCH DALI-2



MCU TOUCH DALI-2 TW



PCU FM DALI-2 TW

SINGLE ZONE

**CONTROL UNITS/APPS**  
MANUAL & AUTOMATED LIGHTING CONTROL

► From page 12



FLEX CU FLUSH MOUNT DALI-2 TW



FLEX CONTROL UNIT DALI-2 TW



FLEX CONTROL UNIT REAL-TIME-CLOCK DALI-2 HCL TW

### MULTI ZONE SOLUTIONS (RECOMMENDED FOR UP TO 1 000 m<sup>2</sup>)

MULTI ZONE

**IOT CONTROL UNIT/APP**  
MANUAL & AUTOMATED LIGHTING CONTROL

► From page 14



FLEX CU IoT DALI-2 HCL TW

► [EPBD 2024: DRIVING INTELLIGENT, ENERGY-OPTIMISED LIGHTING.](#)  
See page 15

### INPUT COMPONENTS AND EXTENSION COMPONENTS

**NEW INPUT COMPONENTS**  
SENSORS, PUSHBUTTON COUPLER

► From page 16



SENSOR DALI-2 LS-PD-HB-21 IR CM



PUSHBUTTON COUPLER DALI-2

**NEW EXTENSION COMPONENTS**  
REPEATER AND RELAY

► From page 20



Top: REPEATER DALI-2 RM



Bottom: REPEATER DALI-2 CM

Top: RELAY DALI-2 RM

Bottom: RELAY DALI-2 CM

## DID YOU KNOW?

Did you know the system comes with a 7-year guarantee?

A LEDVANCE system consists of DALI/Zigbee luminaires and the corresponding control devices as well as optional sensors or pushbutton couplers.



NO REGISTRATION REQUIRED!

<sup>1</sup>Refer to [www.ledvance.com/guarantee](http://www.ledvance.com/guarantee) for precise conditions

# WHY LIGHTING CONTROL REALLY PAYS OFF

## 1 INDIVIDUAL, CUSTOMISABLE LIGHT FOR YOUR COMFORT

- + Select the brightness that fits the space and task
- + Adjust the light colour temperature from warm to cool (optional Human Centric Lighting)



## 2 MAXIMISE ENERGY SAVINGS – UP TO 50 % BEYOND LEDIFICATION

- + Sensors automatically switch lights on/off based on presence or movement
- + Daylight sensors reduce artificial light when sufficient daylight is available
- + Reduced operating hours help extend luminaire lifetime



## 3 HUMAN CENTRIC LIGHTING (HCL) CAN ENHANCE WELL-BEING (OPTIONAL)

- + Can support productivity and overall well-being
- + Example of CBRE Healthy Offices research<sup>1</sup>: Participants said they felt a 12 % improvement in performance and 50 % of participants felt healthier.



## 4 RELIABLE, STANDARDISED AND EASY TO INTEGRATE

- + DALI-2 certified components ensure proven reliability and compliance with industry standards
- + Seamless compatibility with LEDVANCE DALI luminaires and easy integration into existing DALI systems



<sup>1</sup>Healthy offices research "The snowball effect of healthy offices", by CBRE and University of Twente, Netherlands.


# POTENTIAL SAVINGS WITH COMPONENTS FROM LEDVANCE

## POTENTIAL SAVINGS WITH LED LIGHTING + LMS

Renovation with highly efficient LED luminaires combined with light management systems facilitates the reduction of energy consumption, cost savings and a significant increase in lighting quality.

\*Based on facts from licht.de and data from LEDVANCE VIVARES dashboard monitoring of energy consumption.

### CONVENTIONAL



### LED UPGRADE



### ADDITIONAL LMS



## EVERYTHING FROM A SINGLE SOURCE - SERVICE FROM LEDVANCE

- Expert support for your projects – from single rooms to complete floor solutions
- Lighting control components, dimmers, lamps, luminaires from one single source
- Direct support from LEDVANCE project specialists

Are you looking for help with configuring your lighting systems? Our project business experts are happy to advise you:  
**contact@ledvance.com | +49 89 780673-600**

Find successful projects at: [ledvance.com/projects](http://ledvance.com/projects)

²Refer to [www.ledvance.com/guarantee](http://www.ledvance.com/guarantee) for precise conditions

# STOP GUESSING START DIMMING

LED dimmable lamps used in combination with third-party dimmers are a gamble every electrician knows too well. LEDVANCE eliminates this with one pre-tested system.

## STOP GUESSING

### DIMMING CONVENIENCE FOR YOUR PROJECTS

**Will the dimmer be compatible with LEDVANCE lamps and luminaires?**

**Yes! No compatibility checks needed.**

**Will the switch cover design fit?**

**Yes! It is compatible with many standard front covers<sup>1</sup>**


**Will the dimmer cause customer callbacks?**

**No! Electrical reversible safety measures ensure reliable operation.**

**Will end-user comfort be compromised?**

**No! A selectable dimming range and memory function make users happy and installers confident.**

SINGLE  
ZONE



# JUST MATCH PERFECTLY

The new **LEDVANCE phase-cut dimmers (R, C)** are designed for seamless integration with dimmable LEDVANCE lamps and luminaires, providing smooth dimming, a wide range and reliable performance. Plug & play – the professional way.



## PCU FM DALI-2 DIM<sup>1</sup>

- Works with standard pushbuttons
- Pushbutton dimmer
- Can be integrated into DALI systems via DALI application controller



## MCU SELECT DIM<sup>1</sup>

- Manual dimming via rotary knob
- Compatible with many standard front covers
- Lamp-friendly switching ON for long product lifetime



## MCU SELECT DIM EXC

- Comes with pre-mounted front cover for fast installation
- Manual dimming via rotary knob
- Illuminated ring light around knob for orientation and operation



**RATED POWER OF CONNECTED LED LIGHTS:  
3 VA up to 200 VA.**



<sup>1</sup>Compatible with most common light switch programs on the market, e.g. Siemens, Gira, Jung, Merten, Busch-Jäger

## A PERFECT MATCH HARMONISED DIM BEHAVIOUR

LEDVANCE dimmers and DIM lamps are engineered to work together.

**The perfect combination.**

**LEDVANCE DIM LAMPS  
AND LUMINAIRES**



**LEDVANCE  
DIMMER**

**Overview of LEDVANCE LED DIM lamps and luminaires on page 22.**

**BEST DIM  
EXPERIENCE**



# STOP STRUGGLING START CONTROLLING

Experience effortless lighting control with LEDVANCE DALI-2 MANUAL CONTROL UNITS. Reliable, intuitive and ready to use, they let you manage multiple luminaires and groups in any room, delivering professional results with minimal effort.

SINGLE  
ZONE

## STOP STRUGGLING

### CONVENIENCE FOR YOUR SIMPLE DALI PROJECTS

**Do I need software or an app?**

No! No cloud, no registration, no app required.

**Can multiple controllers work together?**

Yes! Up to 4 control units can operate in parallel for multiple access points.

**Will users struggle with operation?**

No! There is an intuitive rotary knob, a touch display and clear visual indication

**Is installation difficult?**

No! Wire it like a standard light switch and start controlling.





# JUST WIRE AND BE HAPPY

Take full control of your room lighting in seconds. **LEDVANCE DALI-2 MANUAL CONTROL UNITS** deliver smooth dimming, grouping, scene selection and Tunable White control. Suitable for rooms up to **200m<sup>2</sup>** with up to **25 luminaires**.



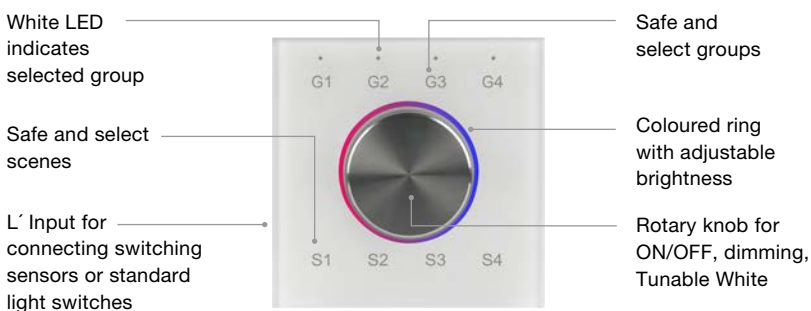
## NEW MCU GROUP DALI-2 TW:

- Rotary knob and glass touch display for manual control and group/scene selection
- Control up to 4 groups and scenes directly on the device
- Synchronise up to 4 control units for rooms with multiple entrances
- Illuminated decorative ring
- Mains-powered (active mode) or DALI-powered (passive mode) operation

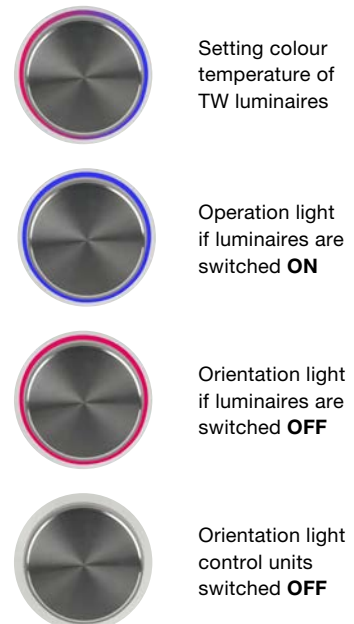


**NO CLOUD  
NO REGISTRATION  
NO APP**

## FUNCTIONS OVERVIEW



## ORIENTATION LIGHT






## ACCESSORY SURFACE MOUNT FRAME

For wall installations where flush mounting isn't possible.



Compatible with  
**MCU GROUP,**  
**MCU SELECT** and  
**MCU TOUCH**



MCU SELECT  
DALI-2 EXC TW



MCU SELECT  
DALI-2



MCU SELECT  
DALI-2 TW

## MCU SELECT DALI-2/EXC/TW

- Rotary knob for manual ON/OFF, dimming, Tunable White (TW)
- Adjustable minimum brightness and power-on level
- Tunable White control (TW versions) with adjustable limits
- Flush-mounted, compatible with many standard switch covers
- Up to 4 control units can operate in parallel
- Mains-powered (active mode) or DALI-powered (passive mode) operation



MCU TOUCH DALI-2



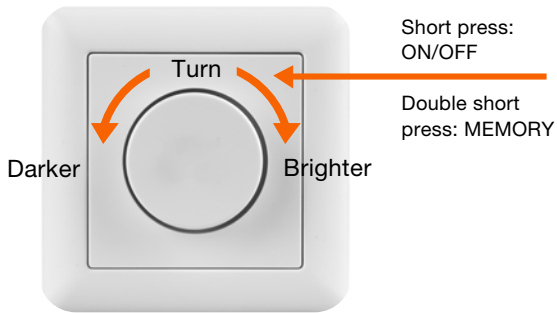
MCU TOUCH DALI-2 TW

## MCU TOUCH DALI-2/TW

- Touch surface for dimming and scene selection
- Pre-programmed dimming levels and Tunable White (TW versions)
- Glass touch design for modern interiors
- Up to 4 control units can operate in parallel
- Mains-powered (active mode) or DALI-powered (passive mode) operation

# SO INTUITIVE: MANUAL LIGHTING CONTROL FOR SINGLE ZONES

## MCU SELECT DALI-2/EXC/TW



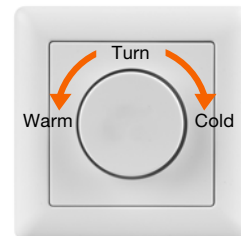
### FEATURES AT A GLANCE:

- On/off by push of a button
- Dim by turning
- Save lighting settings
- Delete power-on brightness
- Limit minimum brightness
- Reset minimum brightness

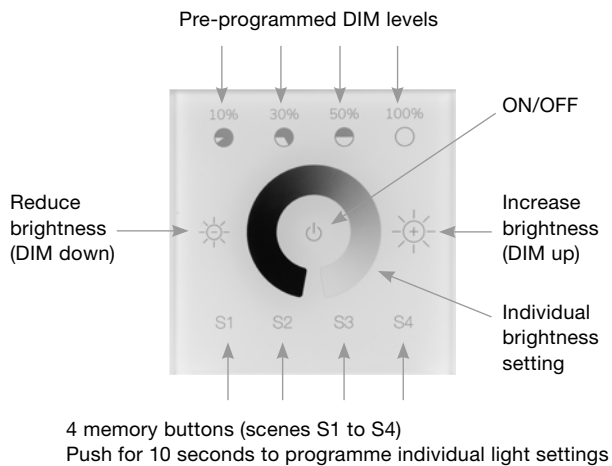


### - EXTRA TUNABLE WHITE FEATURES:

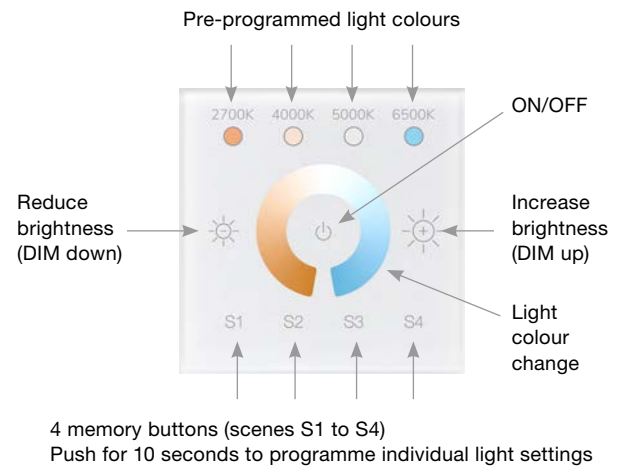
- Change colour temperature
- Select colour temperature by pushing and turning
- Reset colour temperature



## MCU TOUCH DALI-2



## MCU TOUCH DALI-2 TW



# STOP COMPROMISING START BEING FLEXIBLE

Lighting control should adapt to your project – not the other way around. LEDVANCE FLEX CU DALI-2 control units combine manual and automated lighting control in one system, giving you reliable flexibility.

SINGLE  
ZONE

## STOP COMPROMISING

### FLEXIBLE CONTROL FOR YOUR PROJECTS

**Do I need additional software for commissioning?**

No! Preconfigured modes allow fast setup. The intuitive CONFIG app is only needed for advanced features.

**Can I combine manual and automated control in my projects?**

Yes! Sensors and pushbutton couplers can be integrated for flexible lighting control.

**Will users find the system easy to understand and operate?**

Yes! End users only access predefined functions such as switching, dimming and group or scene control via the CONTROL app.

**Can the system adapt if project requirements change?**

Yes! Settings and control behaviour can be adjusted via an app or by updating the configuration as required.



# JUST TAKE FLEXIBLE CONTROL

**LEDVANCE FLEX CU DALI-2** control units bring manual control, automation and app-based configuration together in one system. Flexible lighting control for single zone applications **up to 250m<sup>2</sup>, with up to 32 luminaires and up to 4 sensors or pushbutton couplers.**





## FLEX CU FLUSH MOUNT DALI-2 TW

- DALI-2 control unit for installation in standard switch boxes
- Dimming, switching and colour temperature control via app or pushbutton
- One DALI channel (broadcast or group control)
- Integration of sensors and pushbutton couplers for manual and automated lighting control



## FLEX CU DALI-2 TW/ FLEX CU RTC & HCL TW

- Advanced DALI-2 control unit for independent installation
- Dimming, switching and Tunable White (DT8)
- RTC + BIOLUX HCL version: time-based and lighting that mimics the changes in natural daylight in one system
- Integration of sensors and pushbutton couplers for manual and automated lighting control



## TWO APPS FOR FLEXIBLE CONTROL

- DALI CONTROL app – manual control including dimming, switching, and group and scene operation
- DALI CONFIG app – system setup and configuration for individual lighting control



DALI CONTROL  
Download now!



DALI CONFIG  
Download now!



# STOP LIMITING ZONES START THINKING BIG

When projects grow, lighting control needs to scale with them. The LEDVANCE DALI-2 control unit for multi zone applications gives you full control across larger spaces, combining flexibility, automation and system-wide coordination.

MULTI  
ZONE

## STOP LIMITING ZONES

### SCALABLE CONTROL FOR YOUR PROJECTS

**Can I control multiple zones within one system?**

**Yes!** One system manages multiple zones, groups and scenes across larger areas.

**Is it suitable for large projects?**

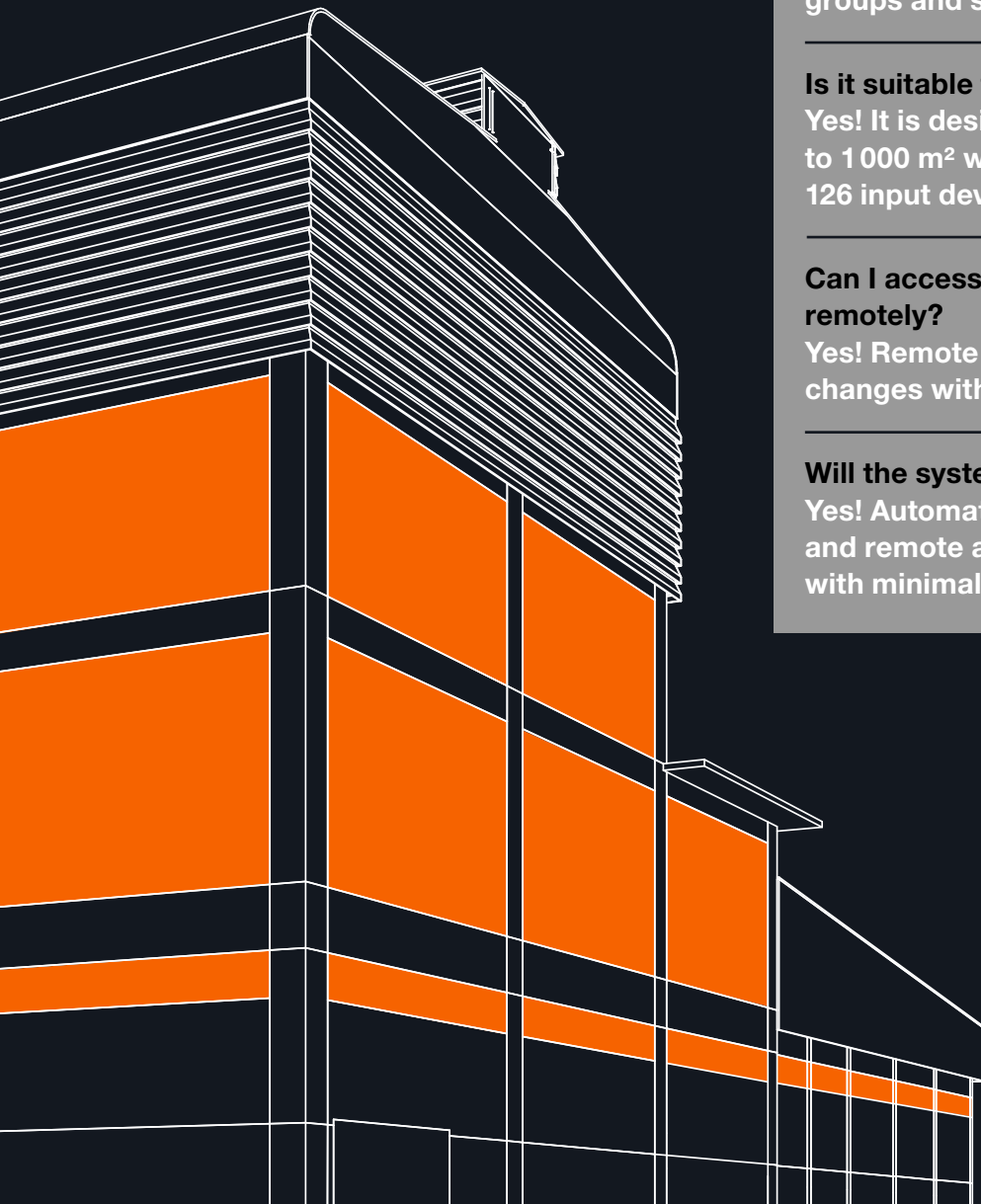
**Yes!** It is designed for applications up to 1 000 m<sup>2</sup> with up to 128 luminaires and 126 input devices.

**Can I access and adjust the system remotely?**

**Yes!** Remote access allows configuration changes without being on site.

**Will the system run reliably for the end user?**

**Yes!** Automated processes, central control and remote access ensure stable operation with minimal user intervention.





# JUST THINK BIGGER

The **LEDVANCE IoT<sup>1</sup> DALI-2 control unit** extends lighting control across larger areas. It connects multiple zones **up to 1 000 m<sup>2</sup> with up to 128 luminaires**. It enables centralised system management and supports remote access for efficient operation and maintenance.



## FLEX CU IOT DALI-2 HCL TW

- Multi zone DALI-2 control unit with two DALI lines
- Control of up to 128 luminaires and integration of up to 126 sensors and inputs
- Network capability: up to 8 controllers connected via LAN
- Remote access and cloud connectivity for system management
- RTC + BIOLUX HCL: time-based and lighting that mimics the changes in natural daylight
- Supports automated emergency lighting testing and reporting

## EPBD<sup>2</sup> 2024

With the revised EPBD 2024 pushing for smarter, energy-efficient buildings and lighting controls set to play their part, DALI systems with occupancy detection in every zone will meet the requirements for lighting controls. DALI-2, D4i and DALI+ offer future-proof solutions for intelligent lighting control, each with its own set of advantages.

Source: <https://www.dali-alliance.org/data/downloadables/4/4/6/cdiiiaak002a-eu-epbd-req.pdf>

## APP & SERVICES

### DALI IOT CONTROL APP

Control your light anytime.



### VIVARES CLOUD SERVICES

Monitor, analyse and optimise your lighting system remotely.



TUTORIAL  
Watch our tutorial




REGISTRATION  
[ledvance.com/vivares-cloudservice](https://ledvance.com/vivares-cloudservice)

<sup>1</sup>IoT = Internet of Things. This means that the systems can provide evaluations in the form of dashboards or can be connected to cloud solutions that monitor energy consumption and maintenance cycles, for example. | <sup>2</sup>EPBD = Energy Performance of Buildings Directive by the European Union

# STOP SEARCHING START DETECTING

Sensors and pushbutton couplers define how reliably lighting systems respond to real-life use. LEDVANCE DALI-2 input components provide precise detection, simple installation and seamless integration into any lighting control system.



INPUT  
DEVICES

SINGLE  
ZONE

MULTI  
ZONE

## STOP SEARCHING

### RELIABLE INPUT FOR CONNECTED LIGHTING

**Do the input components improve system performance?**

Yes! They ensure precise detection and intuitive manual control for efficient lighting behaviour.

**Is installation complex for sensors and pushbutton couplers?**

No! All devices are DALI bus powered and designed for quick plug & play installation.

**Can sensors and pushbutton couplers be used together?**

Yes! Both device types can operate on the same DALI line for flexible control strategies.

**Do the input components work in different application types?**

Yes! They are suitable for offices, corridors, warehouses and parking applications.



# JUST DETECT


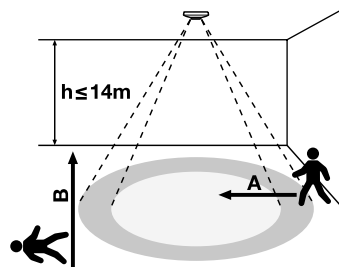
Whether it's **sensors or pushbutton couplers** – it's the components that significantly determine the quality and user-friendliness of a light management system. With our comprehensive range of sensors, you're always making the right choice.

## NEW: HIGH-BAY SENSOR SENSOR DALI-2 LS-PD-HB-21 IR CM



- 360° presence detection for high-bay applications (up to 14 m)
- Passive IR-based motion detection
- DALI bus powered (no mains connection required)
- Suitable for surface mounting applications
- Multiple sensors connectable on the same DALI line

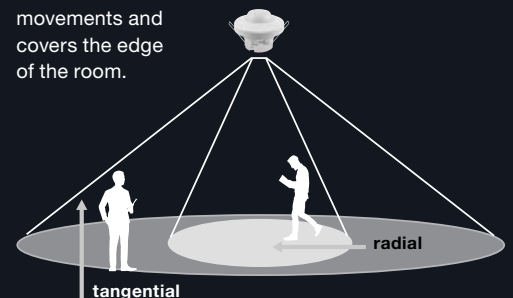
H	4.0m	6.0m	10.0m	14.0m
Ø A	4.0m	5.0m	6.0m	14.0m
Ø B	9.0m	12.0m	15.0m	21.0m



## A MOVE IN THE RIGHT DIRECTION

The detection range of motion sensors can be divided into two areas:


The **tangential area** is better suited for lateral movements and covers the edge of the room.



The **radial area** detects movements that are directly approaching the sensor – ideal for central monitoring under the sensor.

### SENSOR ABBREVIATIONS

- LS:** Light sensor
- PD:** Presence detection
- IR:** Infrared
- CI:** Ceiling integration
- CM:** Ceiling mounting

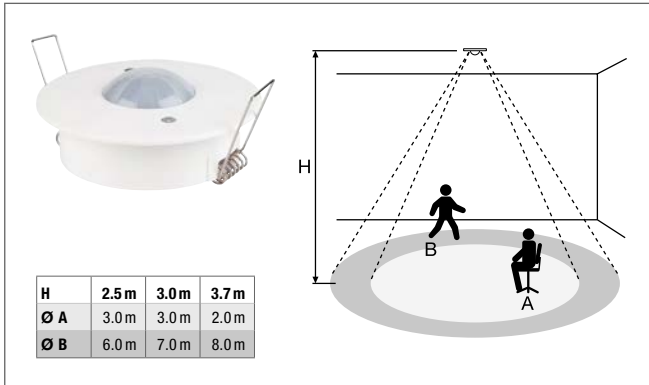


# MORE LEDVANCE SENSORS

**LEDVANCE DALI-2 sensors** are designed for flexible installation and are suitable for various applications.

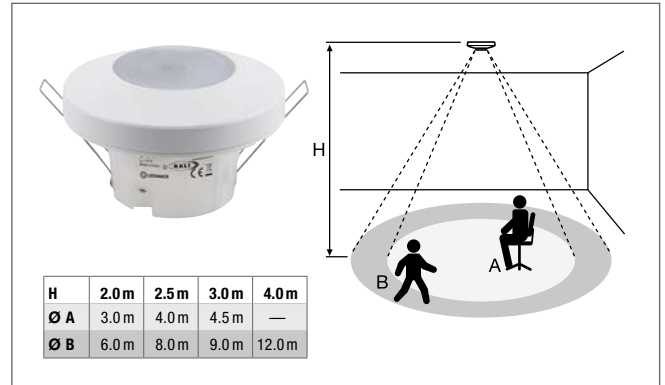
## SENSOR DALI-2 LS-PD-6 IR CI

- DALI-2 certified input device (303, 304)
- Occupancy detection via passive IR element



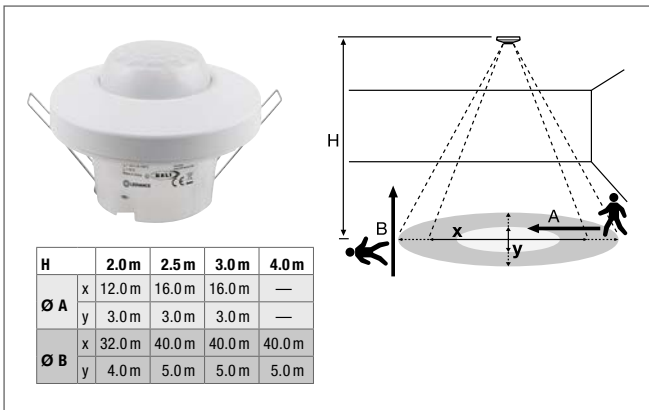
## SENSOR DALI-2 LS-PD-8 IR CI

- Wide detection range
- DALI-2 certified input device (303, 304)
- Occupancy detection via passive IR element



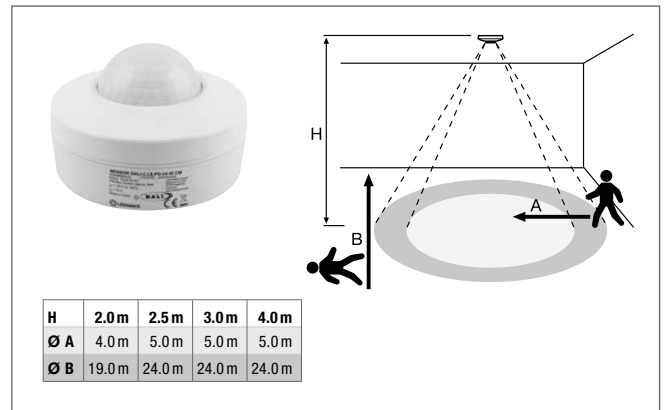
## SENSOR DALI-2 LS-PD-40X5 IR CI

- Wide detection area optimised for corridors (up to 40m)
- DALI-2 certified input device (303, 304)
- Occupancy detection via passive IR element



## SENSOR DALI-2 LS-PD-24 IR CM

- Wide detection area of up to 24m
- DALI-2 certified input device (303, 304)
- IP54 protection for underground parking
- Occupancy detection via passive IR element



## ACCESSORIES

Sensor mounting kits for flexible and convenient installation in various applications.



SENSOR CM KIT



SENSOR CM KIT LIGHT/PRESENCE 6




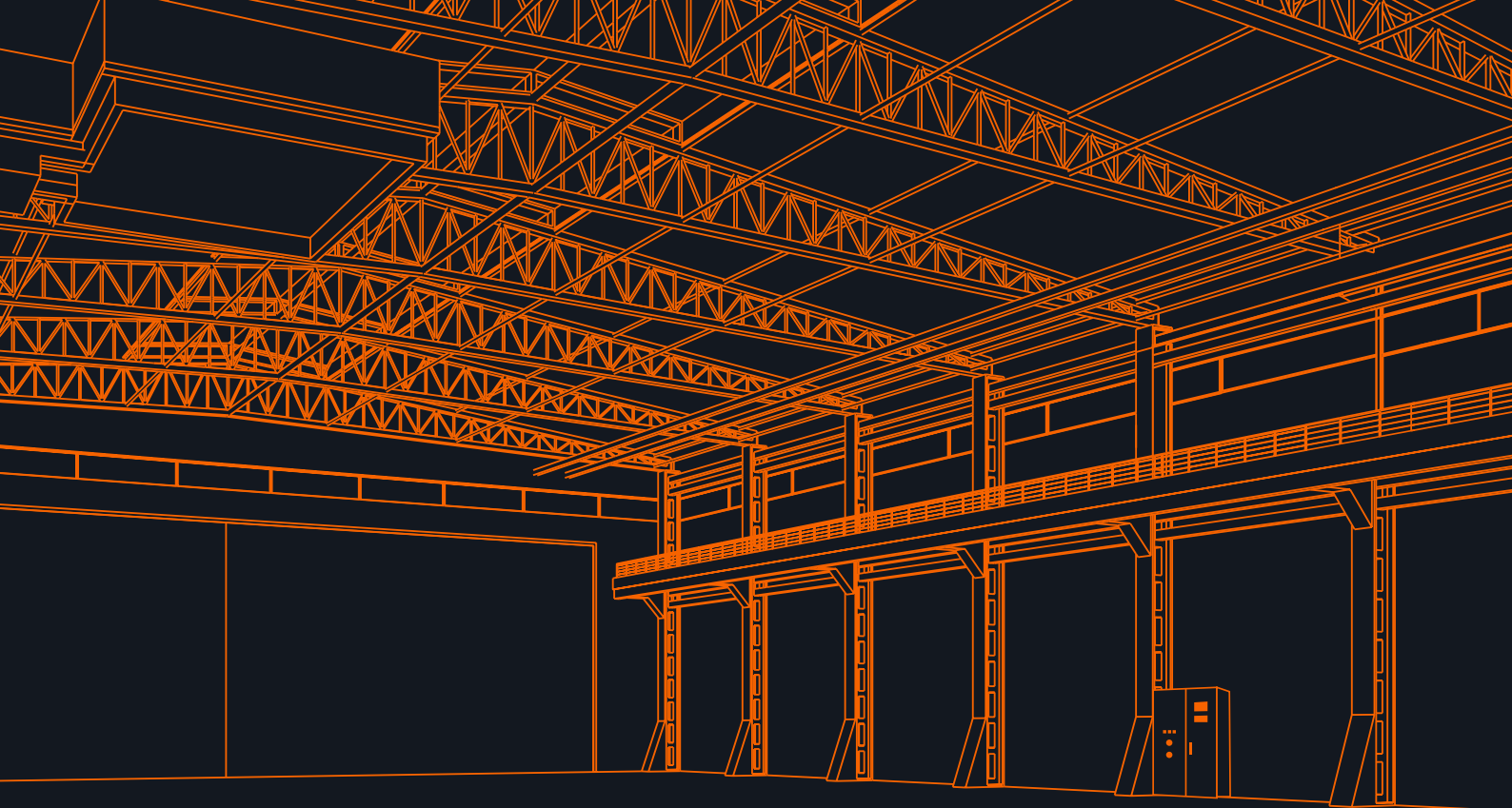
# DIRECT CONTROL, SIMPLE CONNECTION

**LEDVANCE DALI-2 pushbutton couplers** enable intuitive manual lighting control via standard wall switches. Fully DALI bus powered, they integrate easily into new and existing installations.

## PUSHBUTTON COUPLER DALI-2

- Manual lighting control via standard light switches
- Installation in standard switch boxes
- DALI bus powered (no mains connection required)
- Up to 4 independent pushbuttons per coupler
- Multiple couplers connectable on one DALI line





## **STOP DOUBTING**

### **EXPAND YOUR DALI SYSTEM WITH CONFIDENCE**

**Can I extend existing DALI installations easily?**

**Yes!** Repeaters make it easier to extend the DALI line beyond the standard length.

---

**Can non-DALI loads be integrated into the system?**

**Yes!** DALI relays enable switching of non-dimmable loads.

---

**Are these components suitable for industrial applications?**

**Yes!** They are designed for high loads, large installations and demanding environments.

---

**Is installation complex?**

**No!** DIN rail and ceiling mounting are both simple and flexible.

# **STOP DOUBTING START EXPANDING**

Extend your DALI installations with ease. LEDVANCE extension components allow you to expand existing setups, integrate additional loads and ensure consistent operation – even in demanding and large-scale applications.

**MULTI  
ZONE**



# JUST EXPAND

**LEDVANCE DALI system components** extend the capabilities of your lighting installation. Whether increasing system range or integrating additional loads, they deliver consistent system behaviour in larger and more complex projects.




## REPEATER DALI-2 (RM/CM)<sup>1</sup>

- Extends DALI line length beyond the DALI standard (> 300 m)
- Integrated DALI power supply for up to 90 DALI drivers
- Plug & play for DT6 and DT8 applications
- Integrated Push DIM function
- Protection against overload, short circuits and overheating



## RELAY DALI-2 (RM/CM)<sup>1</sup>

- Switching of non-dimmable loads via DALI
- Suitable for high inrush currents (up to 350A)
- Zero cross switching
- DALI-2 certified (Device Type 7)
- Enables integration of non-DALI devices into DALI systems




**REPEATER:**  
EXTENDS DALI LINE LENGTH

**RELAY:**  
INTEGRATES NON-DALI LOADS



<sup>1</sup>RM: Rail mounting (DIN rail)  
CM: Ceiling mounting

# DIM LAMPS AND LUMINAIRES FOR PHASE-CUT DIMMERS FROM LEDVANCE



LED DIM lamps and luminaires that best match the new LEDVANCE phase-cut dimmers.

<b>LEDVANCE DIM LAMPS AND LUMINAIRES</b> 	+	<b>LEDVANCE DIMMER</b> 	<b>BEST DIM EXPERIENCE</b> 
--	---	----------------------------	--------------------------------

## LEDVANCE DIM LAMPS FAMILIES

### Wide variety of standard shapes

MR11, MR16	CL A, B, P, Globe Filament
PAR16, 20, 30, 38	DECOR 1906
R50, R63, R80	S14d, S14s
G4, G9, GY 6.35	R7s Slim, Line 78 mm, 118 mm
AR111	TSLIM B15D, E14, E27, GU10

### BESTSELLING LED DIM LAMPS

**Decorative**

**Filament**      **Reflector**

## ENERGY CLASS A LAMPS



- Up to 93 % more economical than ordinary light bulbs
- Up to 60 % more economical than standard LED lamps
- Very long lifetime of up to 100 000 hours

## PHASE-CUT DIMMABLE LED LUMINAIRES

### SPOT GEN 2 FAMILY



SPOT FIX



SPOT ADJUST



SPOT FIRE RATED



SPOT DARKLIGHT



SPOT AIR FIX



SPOT AIR ADJUST

### SPOT COMBO FAMILY



SPOT COMBO GEN 2



SPOT COMBO IP65/5X



SPOT COMBO FIRE RATED



SPOT COMBO GEN 1

### SURFACE DISC



SURFACE DISC DIM



7-year system guarantee in combination with the LEDVANCE phase-cut dimmers

<sup>1</sup>Refer to [www.ledvance.com/guarantee](http://www.ledvance.com/guarantee) for precise conditions

# LEDVANCE DALI LUMINAIRES

LEDVANCE offers a complete range of **DALI-compatible luminaires** for smooth integration with all control and system components – ensuring high lighting quality and proven performance across all applications.



## DALI-2 LUMINAIRE FAMILIES

DESIGNED FOR FULL SYSTEM COMPATIBILITY:

DALI-2 DOWNLIGHTS



DALI-2 SPOTLIGHTS



DALI-2 TRACKLIGHTS



DALI-2 WALL & CEILING LUMINAIRES



DALI-2 PANEL LUMINAIRES



DALI-2 SUSPENDED & SURFACE MOUNTED LUMINAIRES



DALI-2 LINEAR LUMINAIRES



DALI-2 TRUNKING SYSTEMS



DALI-2 DAMP-PROOF LUMINAIRES



DALI-2 HIGH-BAY LUMINAIRES



DALI-2 LOW-BAY LUMINAIRES



DALI-2 FLOODLIGHTS



# MANUAL CONTROL UNIT SELECT DIM

Rotary Dimmer for manual light control



## PRODUCT FEATURES

- Phase cut dimmer for installation in standard switch boxes
- Rotary knob for manual light control
- Switching and dimming of LED lights and LED lamps, Halogen lamps, Incandescent lamps
- Rated power LED lamps und LED luminaires: min. 3 VA / max. 200 VA
- Phasecut output wire length: max. 80 m

## PRODUCT BENEFITS

- Optimized dimming behaviour in combination with lamps and lights in LEDVANCE / OSRAM brands
- Lamp friendly switching on (soft start)
- Memory function for the last set brightness or saved start-up brightness
- Minimum and maximum brightness adjustable
- Configurable behavior after power outage
- Optional surface mount frame available

## AREAS OF APPLICATION

- Living spaces (living room, bedroom, dining room, study-home office, bathroom)
- Offices
- Shops
- Bars, restaurants
- Hotel rooms



Product name <sup>2</sup>	GTIN (EAN)	W <sup>3</sup>	V	Hz		L x W x H [mm] Ø x H [mm]
MANUAL CONTROL UNIT SELECT DIM	4099854846724	400.00	100...240	50...60	Integrated in flush device box	71 x 71 x 53

## FITTING PRODUCTS

Product name	GTIN (EAN)	L x W x H [mm] Ø x H [mm]	Fitting EAN
<b>ACCESSORIES</b>			
SURFACE MOUNT FRAME	4058075843561	80 x 80 x 42	4099854846724

# MANUAL CONTROL UNIT SELECT DIM EXC

Rotary Dimmer for manual light control



## PRODUCT FEATURES

- Phase cut dimmer for installation in standard switch boxes
- Rotary knob for manual light control
- Switching and dimming of LED lights and LED lamps, Halogen lamps, Incandescent lamps
- Rated power LED lamps und LED luminaires: min. 3 VA / max. 200 VA
- Phasecut output wire length: max. 80 m

## PRODUCT BENEFITS

- Optimized dimming behaviour in combination with lamps and lights in LEDVANCE / OSRAM brands
- Lamp friendly switching on (soft start)
- Memory function for the last set brightness or saved start-up brightness
- Minimum and maximum brightness adjustable
- Configurable behavior after power outage
- Optional surface mount frame available

## AREAS OF APPLICATION

- Living spaces (living room, bedroom, dining room, study-home office, bathroom)
- Offices
- Shops
- Bars, restaurants
- Hotel rooms



Product name <sup>2</sup>	GTIN (EAN)	W <sup>3</sup>	V	Hz		L x W x H [mm] Ø x H [mm]
MANUAL CONTROL UNIT SELECT DIM EXCHANGEABLE	4099854846823	400.00	100...240	50...60	Integrated in flush device box	80 x 80 x 55

# PUSH CONTROL UNIT FM DALI-2 DIM

Push button dimmer for manual light control



## PRODUCT FEATURES

- Phase-cut dimmer for installation in standard switch boxes or DIN rails in the electrical cabinets
- DALI-2 certified device for seamless integration into DALI systems
- Compatible with all common push button designs in the market
- Rated power LED lamps und LED luminaires: min. 3 VA / max. 200 VA
- Push-DIM control wire length: max. 25 m

## PRODUCT BENEFITS

- Optimized dimming behavior in combination with lamps and lights in LEDVANCE / OSRAM brands
- Lamp friendly switching on (soft start)
- Minimum and maximum brightness adjustable
- Electronic reversible short-circuit, over-temperature and overload protection
- Push-dim operation with standard push buttons

## AREAS OF APPLICATION

- Living spaces (living room, bedroom, dining room, study-home office, bathroom)
- Offices
- Shops
- Bars, restaurants
- Hotel rooms



Product name <sup>2</sup>	GTIN (EAN)	W <sup>3</sup>	V	Hz		L x W x H [mm] Ø x H [mm]
PUSH CONTROL UNIT FM DALI-2 DIM	4099854846922	400.00	100...240	50...60	Integrated in flush device box	45 x 45 x 20

## PUSH CONTROL UNIT FM DALI-2 TW

DALI-2 interface for standard lighting switches, installation in flush-mounted box, enables Tunable White lighting



### PRODUCT FEATURES

- DALI-2 control device for installation in standard flush-mounted boxes or DIN rails in switch cabinets
- Up to 4 control devices can be connected in parallel to set up several control points
- Automatic synchronization between control points
- Number of DALI lights per control unit: up to 25

### PRODUCT BENEFITS

- Compatible with all common push button designs
- Simple, intuitive operation
- Manual dimming, switching and saving
- Individual adjustment of the brightness level and color temperature
- Integrated DALI bus power supply (no mains connection required)
- Compatible with DALI-2 luminaires; LED strips and lights

### AREAS OF APPLICATION

- One-room solution for up to 4 access areas
- Meeting and conference rooms
- Restaurants
- Shop lighting
- Private homes



Product name	GTIN (EAN)	V	Hz	T <sub>a</sub>		NO. OF OUTPUTS	MAX.	NO. OF GROUPS	APP	COLOUR	L x W x H [mm] Ø x H [mm]
PUSH CONTROL UNIT FLUSH MOUNT DALI-2 TW	4058075837584	100...240	50...60	-25...+50	Integrated in flush device box	1	25	1	Ready to use	White	45 x 45 x 20

# MANUAL CONTROL UNITS



1  
**MANUAL CONTROL UNIT GROUP DALI-2 TW**  
DALI-2 control units for manual light control



2  
**MANUAL CONTROL UNIT SELECT DALI-2**  
Manual control unit for up-to 25 lights



3  
**MANUAL CONTROL UNIT SELECT DALI-2 TW**  
Manual control unit for up-to 25 lights, enables Tunable White lighting



4  
**MANUAL CONTROL UNIT SELECT DALI-2 EXC TW**  
Manual control unit for up-to 25 lights, enables Tunable White lighting, exchangeable cover



5  
**MANUAL CONTROL UNIT TOUCH DALI-2**  
Manual control unit with touch display for up-to 25 lights



6  
**MANUAL CONTROL UNIT TOUCH DALI-2 TW**  
Manual control unit with touch display for up-to 25 lights, enables Tunable White lighting

Product name <sup>2</sup>	GTIN (EAN)	V	Hz	Ta		NO. OF OUTPUTS	MAX. NO. OF GROUPS	COLOUR	L x W x H [mm] Ø x H [mm]	No.
<b>MANUAL CONTROL UNIT GROUP DALI-2 TW</b>										
MANUAL CONTROL UNIT GROUP DALI-2 TW	4099854748691	100...240	50...60	Integrated in flush device box	1	25	1		86 x 86 x 56	1
<b>MANUAL CONTROL UNIT SELECT DALI-2</b>										
MANUAL CONTROL UNIT SELECT DALI-2	4058075837485	100...240	50...60	-20...+50	Integrated in flush device box	1	25	1	White	80 x 80 x 53
<b>MANUAL CONTROL UNIT SELECT DALI-2 TW</b>										
MANUAL CONTROL UNIT SELECT DALI-2 TW	4058075837508	100...240	50...60	-20...+50	Integrated in flush device box	1	25	1	White	80 x 80 x 53
<b>MANUAL CONTROL UNIT SELECT DALI-2 EXC TW</b>										
MANUAL CONTROL UNIT SELECT DALI-2 EXCHANGEABLE COVER TW	4058075837522	100...240	50...60	-20...+50	Integrated in flush device box	1	25	1	White	80 x 80 x 53
<b>MANUAL CONTROL UNIT TOUCH DALI-2</b>										
MANUAL CONTROL UNIT TOUCH DALI-2	4058075837546	100...240	50...60	-20...+50	Integrated in flush device box	1	25	1	White	86 x 86 x 41
<b>MANUAL CONTROL UNIT TOUCH DALI-2 TW</b>										
MANUAL CONTROL UNIT TOUCH DALI-2 TW	4058075837560	100...240	50...60	-20...+50	Integrated in flush device box	1	25	1	White	86 x 86 x 41

## FITTING PRODUCTS

Product name	GTIN (EAN)	L x W x H [mm] Ø x H [mm]	Fitting EAN
<b>MATCHING PRODUCTS</b>			
SURFACE MOUNT FRAME	4058075843561	80 x 80 x 42	4099854748691, 4058075837485, 4058075837508, 4058075837522, 4058075837546, 4058075837560

■ SUPERIOR CLASS ■ PERFORMANCE CLASS ■ VALUE CLASS

<sup>1</sup> Refer to [www.ledvance.com/guarantee](http://www.ledvance.com/guarantee) for precise conditions | <sup>2</sup> Available from June 2026

# FLEX CONTROL UNITS + PUSH BUTTON COUPLER



Product name	GTIN (EAN)	V	Hz	Ta		NO. OF OUTPUTS	MAX. NO. OF GROUPS	MAX. NO. OF GROUPS	APP	L x W x H [mm]	IP	LEDVANCE 7 YEAR WARRANTY	LEDVANCE 5 YEAR WARRANTY
--------------	------------	---	----	----	--	----------------	--------------------	--------------------	-----	----------------	----	--------------------------	--------------------------

**FLEX CONTROL UNIT IOT DALI-2 HCL TW**  
 Programmable control unit which supports sensor and manually controlled lights as well as world-wide access to installations, up to 8 controllers for one network. Ideal for large zones/ buildings. DALI-2, HCL, TW, IoT ready with built-in gateway, 2 DALI-lines for up to 128 lights and 126 input devices, supports emergency lighting.

FLEX CONTROL UNIT IOT DALI-2 HCL TW	4058075841888	220...240	50...60	-20...+50	Rail mounting	2	128	126	32	Software	91 x 106 x 62	1	
-------------------------------------	---------------	-----------	---------	-----------	---------------	---	-----	-----	----	----------	---------------	---	--

**FLEX CONTROL UNIT FLUSH MOUNT DALI-2 TW**  
 Programmable control unit with flexible configurations by App, support of groups, scenes and swarm functions. For single to multi-room applications. DALI-2, TW, installation in flush-mounted boxes, up to 4 groups separately controllable, ready-to-use startup modes, compatible with sensors/pushbutton couplers, integrated DALI supply.

FLEX CONTROL UNIT FLUSH MOUNT DALI-2 TW	4058075841901	220...240	50...60	-20...+60	Integrated in flush device box	1	32	4	4	App (Android/ iOS)	49 x 48 x 22	2	
---	---------------	-----------	---------	-----------	--------------------------------	---	----	---	---	--------------------	--------------	---	--

**FLEX CONTROL UNIT REAL-TIME-CLOCK DALI-2 HCL TW**  
 Programmable control unit with integrated Real-Time-Clock and flexible configurations by App, supports HCL, schedules, groups, scenes and swarm functions. For single to multi-room applications. DALI-2, HCL, TW, independent installations, up to 4 groups separately controllable, ready-to-use startup modes, compatible with sensors/pushbutton couplers, integrated DALI supply.

FLEX CONTROL UNIT REAL-TIME-CLOCK DALI-2 HCL TW	4058075841925	220...240	50...60	-20...+60	Luminaire integration/Independent mounting	1	32	4	4	App (Android/ iOS)	119 x 30 x 21	3	
---	---------------	-----------	---------	-----------	--	---	----	---	---	--------------------	---------------	---	--

**FLEX CONTROL UNIT DALI-2 TW**  
 Programmable control unit with flexible configurations by App, support of groups, scenes and swarm functions. For single to multi-room applications. DALI-2, TW, independent installation, up to 4 groups separately controllable, ready-to-use startup modes, compatible with sensors/pushbutton couplers, integrated DALI supply.

FLEX CONTROL UNIT DALI-2 TW	4058075843844	220...240	50...60	-20...+60	Luminaire integration/Independent mounting	1	32	4	4	App (Android/ iOS)	119 x 30 x 21	4	
-----------------------------	---------------	-----------	---------	-----------	--	---	----	---	---	--------------------	---------------	---	--

Product name	GTIN (EAN)	V	Hz	Ta		NO. OF OUTPUTS	MAX. NO. OF GROUPS	MAX. NO. OF GROUPS	APP	L x W x H [mm]	IP	LEDVANCE 7 YEAR WARRANTY	LEDVANCE 5 YEAR WARRANTY
--------------	------------	---	----	----	--	----------------	--------------------	--------------------	-----	----------------	----	--------------------------	--------------------------

**PUSHBUTTON COUPLER DALI-2**

PUSHBUTTON COUPLER DALI-2	4058075837607	16	0	-20...+50	Integrated in flush device box					50 x 43 x 15	5		
---------------------------	---------------	----	---	-----------	--------------------------------	--	--	--	--	--------------	---	--	--

# DALI-2 SENSORS



**HIGHBAY SENSOR DALI-2 LIGHT-PRESENCE -21 INFRARED CEILING MOUNTING**  
DALI-2 input device, infrared presence detector for industry applications



**SENSOR DALI-2 LIGHT-PRESENCE-6 INFRARED CEILING INTEGRATION**  
DALI-2 input device, infrared presence detector with 6 m movement detection



**SENSOR DALI-2 LIGHT-PRESENCE-8 INFRARED CEILING INTEGRATION**  
DALI-2 input device, infrared presence detector with 8 m movement detection



**SENSOR DALI-2 LIGHT-PRESENCE-40X5 INFRARED CEILING INTEGRATION**  
DALI-2 input device, infrared presence detector with 40X5 m movement detection



**SENSOR DALI-2 LIGHT-PRESENCE-24 INFRARED CEILING MOUNTING**  
DALI-2 input device, infrared presence detector with 24 m movement detection

Product name <sup>2</sup>	GTIN (EAN)	V	Hz	⊕	⊖	Lx	h m	Ta	⚙️	COLOUR	L x W x H [mm] ∅ x H [mm]	Light No.
<b>HIGHBAY SENSOR DALI-2 LIGHT-PRESENCE -21 INFRARED CEILING MOUNTING</b>												
HIGHBAY SENSOR DALI-2 LIGHT/PRESENCE -21 INFRARED CEILING MOUNTING	4058075857537	10...22,5	0	360		14	-20...+45	Surface mounting	White	105 x 105 x 105 x 67	1	
<b>SENSOR DALI-2 LIGHT-PRESENCE-6 INFRARED CEILING INTEGRATION</b>												
SENSOR DALI-2 LIGHT/PRESENCE-6 INFRARED CEILING INTEGRATION	4058075837621	16	0	360	6	5...550	3.7	Ceiling integration	White	83 x 83 x 83 x 32	2	
<b>SENSOR DALI-2 LIGHT-PRESENCE-8 INFRARED CEILING INTEGRATION</b>												
SENSOR DALI-2 LIGHT/PRESENCE-8 INFRARED CEILING INTEGRATION	4058075841949	10...22,5	0	360	8	5...2000	4	-20...+45	Ceiling integration	White	105 x 105 x 105 x 67	3
<b>SENSOR DALI-2 LIGHT-PRESENCE-40X5 INFRARED CEILING INTEGRATION</b>												
SENSOR DALI-2 LIGHT/PRESENCE-40X5 INFRARED CEILING INTEGRATION	4058075843868	10...22,5	0	360	40x5	5...2000	4	-20...+45	Ceiling integration	White	105 x 105 x 105 x 67	4
<b>SENSOR DALI-2 LIGHT-PRESENCE-24 INFRARED CEILING MOUNTING</b>												
SENSOR DALI-2 LIGHT/PRESENCE-24 INFRARED CEILING MOUNTING	4058075843882	10...22,5	0	360	24	5...2000	4	-20...+45	Surface mounting	White	105 x 105 x 105 x 67	5

## FITTING PRODUCTS

Product name	GTIN (EAN)	L x W x H [mm] ∅ x H [mm]	Fitting EAN
<b>ACCESSORIES</b>			
SENSOR CEILING MOUNTING KIT	4058075843905	68 x 68 x 44	4058075857537, 4058075841949, 4058075843868, 4058075843882
SENSOR CEILING MOUNTING KIT LIGHT/PRESENCE-6	4099854748714	85 x 43	4058075837621

■ SUPERIOR CLASS ■ PERFORMANCE CLASS ■ VALUE CLASS

<sup>1</sup> Refer to [www.ledvance.com/guarantee](http://www.ledvance.com/guarantee) for precise conditions | <sup>2</sup> Available from December 2025

# DALI-2 EXTENSION COMPONENTS



Product name <sup>2</sup>	GTIN (EAN)	V	Hz	Ta		NO. OF OUTPUTS	MAX.	MATERIAL	COLOUR	L x W x H [mm] Ø x H [mm]	 No.
<b>REPEATER DALI-2 CEILING MOUNTING</b>											
Integrated DALI Power supply for up to 90 DALI drivers, housing for independent mounting, reversible over temperature, overload and short circuit protection. For buildings with long cable distances. Plug & Play for DT6 and DT8 TW applications, allows simple increase of number of DALI control gears, enables simple extension of DALI wire length, integrated Push DIM control function.											
REPEATER DALI-2 CEILING MOUNTING	4099854709098	230	50...60	-20...+60	Independent mounting	1	90	Polycarbonate (PC)	White	120 x 30 x 22	1
<b>REPEATER DALI-2 RAIL MOUNTING</b>											
Integrated DALI Power supply for up to 90 DALI drivers, reversible over temperature, overload and short circuit protection, standard circuit breaker housing. Housing for DIN rail mounting (1TE). Plug & Play for DT6 and DT8 TW applications, allows simple increase of number of DALI control gears, enables simple extension of DALI wire length, integrated Push DIM control function.											
REPEATER DALI-2 RAIL MOUNTING	4099854709111	230	50...60	-20...+55	Rail mounting	1	90	Polycarbonate (PC)	Grey	98 x 18 x 56	2
<b>RELAY DALI-2 CEILING MOUNTING</b>											
DALI-2 Device type 7, suitable for high inrush currents up to 350 A, supplied via DALI. Ideal for system integration of non-DALI lights. Switching of non-dimmable ohmic loads up to 16 A or 3.000 VA via DALI, housing for independent mounting or luminaire integration, operation in wide ambient temperature range.											
RELAY DALI-2 CEILING MOUNTING	4099854709135	230	50...60	-20...+60	Independent mounting	1		Polycarbonate (PC)	White	120 x 30 x 22	3
<b>RELAY DALI-2 RAIL MOUNTING</b>											
DALI-2 device type 7, Suitable for high inrush currents up to 350 A, standard circuit breaker housing for 35mm DIN rails, supplied via DALI. Ideal for system integration of non-DALI lights. Switching of non-dimmable ohmic loads up to 16 A or 3.000 VA via DALI, housing for DIN rail mounting (1TE), operation in wide ambient temperature range.											
RELAY DALI-2 RAIL MOUNTING	4099854709159	230	50...60	-20...+60	Rail mounting	1		Polycarbonate (PC)	Grey	98 x 18 x 56	4

■ SUPERIOR CLASS   ■ PERFORMANCE CLASS   ■ VALUE CLASS

<sup>1</sup> Refer to [www.ledvance.com/guarantee](http://www.ledvance.com/guarantee) for precise conditions | <sup>2</sup> Available from December 2025

**LEDVANCE.COM**



**LEDVANCE**

05/26 LEDVANCE EU-W/MK TPA Subject to change without notice. Errors and omission excepted.

## **ABOUT LEDVANCE**

With business activities in over 140 countries, LEDVANCE is one of the world's leading general lighting companies. Emerging from OSRAM's general lighting division, LEDVANCE's portfolio includes LED lamps and luminaires, intelligent lighting products, traditional lamps and renewable energy solutions. #POWERTHROUGHLIGHT

LEDVANCE GmbH  
Parkring 1–5  
85748 Garching  
Germany