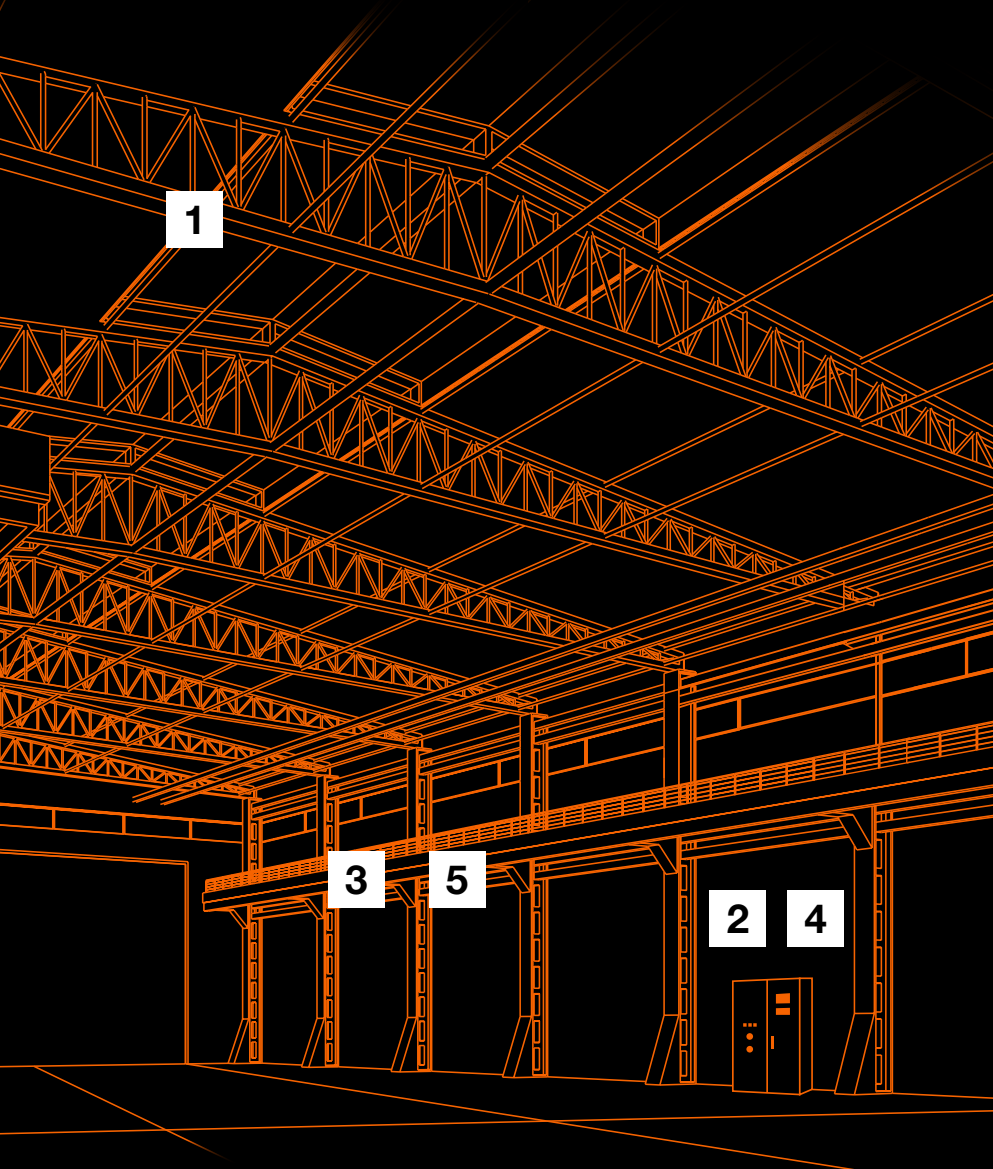


AVAILABLE NOW

NEXT-LEVEL DALI COMPONENTS NOW READY FOR INDUSTRIAL APPLICATIONS

Discover the new DALI components from LEDVANCE – designed for modern lighting installations. Whether components for system upgrade or advanced sensing functionalities for high ceilings – DALI repeater, DALI relay and the new high bay sensor are easy to install and ideal for a wide range of applications. Those include industrial environments and large-scale projects. Both the repeater and relay support DIN rail and ceiling mounting. The high bay sensor is optimised for ceiling installation at heights up to 14 metres.



LEDVANCE

1

SENSOR
DALI-2 LS-PD-HB-21
IR CM
4058075857537



- DALI-2 certified light, 360° presence and motion sensor for surface mounting applications – up to 14 m
- Detection via passive IR element
- DALI bus powered (no mains connection necessary)
- Multiple sensors connectable to the same DALI line
- Type of protection: IP54

2

REPEATER
DALI-2 RM
4099854709111



3

REPEATER
DALI-2 CM
4099854709098



- Integrated DALI Power supply for up to 90 DALI drivers
- Plug & play for DT6 and DT8 Tunable White applications
- Enables simple extension of DALI wire length
- Integrated Push DIM control function
- Reversible overtemperature, overload and short circuit protection

4

RELAY
DALI-2 RM
4099854709159



5

RELAY
DALI-2 CM
4099854709135



- Switching of non-dimmable loads up to 16 A via DALI
- Suitable for high inrush currents up to 350 A
- Supplied via DALI
- Fully certified DALI-2 Device Type 7

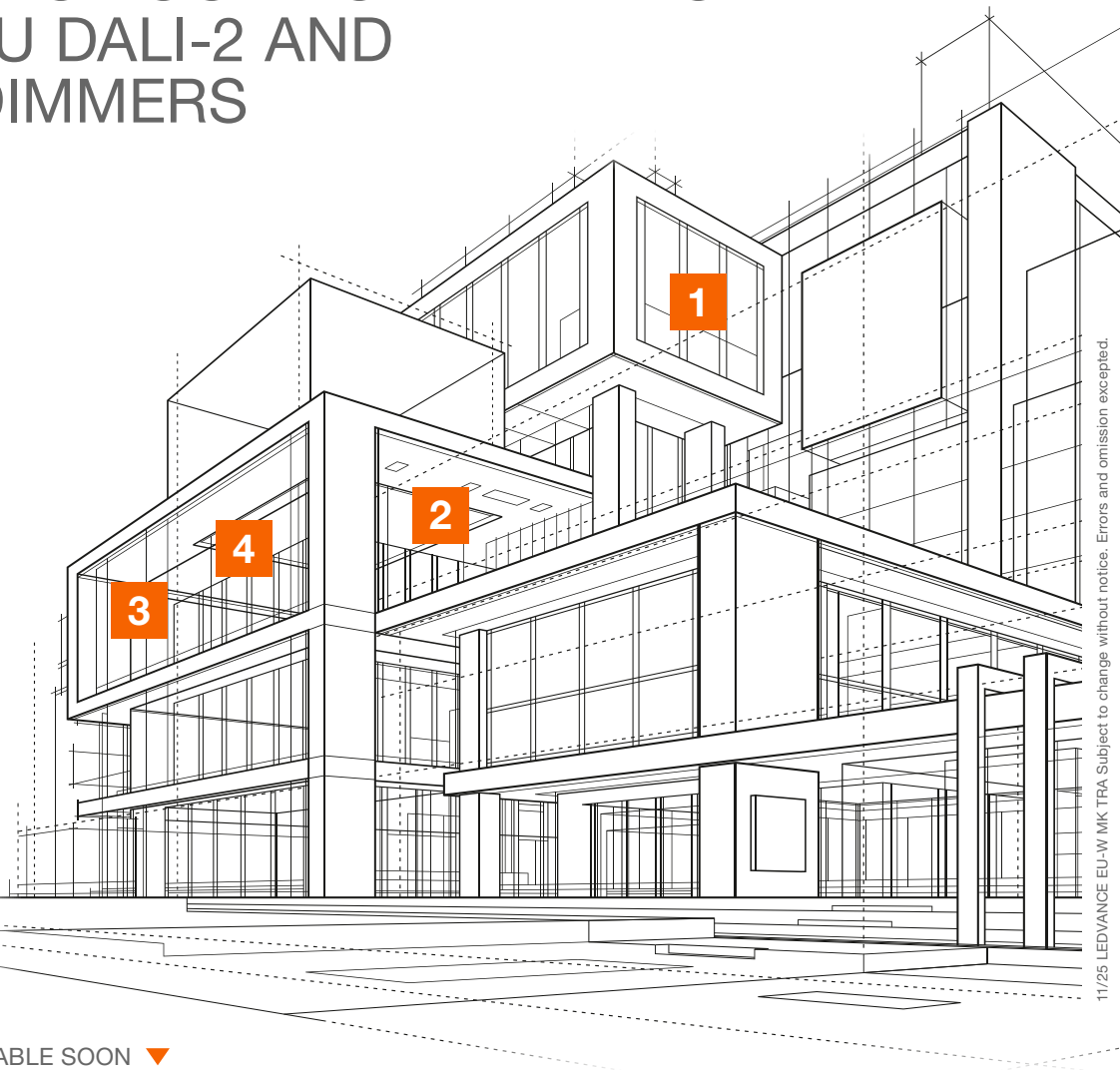


¹ Refer to www.ledvance.com/guarantee for precise conditions

SOMETHING TO LOOK FORWARD TO: THE NEW MCU DALI-2 AND PHASE CUT DIMMERS

Welcome the new application controller **MCU GROUP DALI-2 TW** to the growing portfolio of **LEDVANCE** light control components. It makes lighting control as straightforward as it should be. From dimming and switching to saving personalised scenes, everything works straight out of the box. There is the new grouping function coming with this device that allows to build luminaire groups within zones. No software, no app, no hassle. Designed for flush-mounted installations and compatible with the most common switch front cover designs, these devices offer a seamless experience for installers.


What's more, the new phase cut dimmers are specifically optimised for **LEDVANCE LED** lamps, ensuring smooth, flicker-free dimming with a wide range and stable performance. It's plug & play – the professional way.



▼ EANS AVAILABLE SOON ▼

MCU DALI-2 APPLICATION CONTROLLER

- Turn light on and off
- Adjust brightness
- Change light colour
- Save settings



MCU GROUP TW

- For installation in flush-mounted boxes
- Up to 4 groups and 4 scenes can be configured without using any software or app
- High-quality glass touch surface in combination with a rotary knob

PHASE CUT DIMMERS

- Just wire and be happy, ready to use
- Push DIM
- Integration in flush-mounted boxes
- Turn light on and off
- Adjust brightness
- Save settings



MCU DIM EXC

- Includes high-quality plastic frame
- Dimming range: 1 – 100 %



MCU DIM*

- Delivery without plastic frame
- Dimming range: 1 – 100 %



PCU FM DALI-2 DIM*

- Can also be integrated into DALI systems by combining with a DALI application controller
- Dimming range: 1 – 100 %



A PERFECT MATCH HARMONISED DIM BEHAVIOUR

Our phase cut dimmers deliver reliable, flicker-free dimming – fully compatible with dimmable LED lamps from **LEDVANCE** for hassle-free operation.

* Compatible with most common light switch programs on the market, e.g. Siemens, Gira, Jung, Merten, Busch-Jäger