


22260821	DATA SHEET	
Valid from: 24.01.2024	AB-C5-M12MS-(L*)PUR-M12FS-SH	

Product description

- Sensor/actuator cable, 5-pol, PUR black
- Straight M12-plug on straight M12-jack
- Shielded



General characteristics

Number of pins	5
Ambient temperature	-25 °C to +90 °C (-13°F to 194°F) (plug / jack) -40 °C to +80 °C (-40°F to 176°F) (cable, fixed installation) -25 °C to +80 °C (-13°F to 176°F) (cable, movable installation)
Degree of protection	IP65 / IP67
Coding	A-standard
Tightening torque	0,4 Nm (M12-connector)
Plugging cycles	≥ 100

Variation

Article number	Description	Length [m]	Configuration
22260821	AB-C5-M12MS-1,0PUR-M12FS-SH	1	straight - straight
22260870	AB-C5-M12MS-1,5PUR-M12FS-SH	1,5	straight - straight
22262203	AB-C5-M12MS-2,0PUR-M12FS-SH	2	straight - straight
22260940	AB-C5-M12MS-5,0PUR-M12FS-SH	5	straight - straight
22260822	AB-C5-M12MS-10,0PUR-M12FS-SH	10	straight - straight

Additional note

Data sheet also valid for variant lengths. Other lengths on request.

Electrical properties


Rated voltage	60 V DC / 48 V AC
Rated current	4 A
Overvoltage category	II
Pollution degree	3

Mechanical properties

Plug, jack

Inflammability class in accordance with UL 94	HB
Contact, material	CuSn
Contact carrier, material	TPU GF
Contact surface, material	Ni/Au
Knurl, material	Zinc diecasting, nickel-plated
Handle, material	TPU, flame retardant, self-extinguishing
Sealing, material	NBR

Creator: THLE3/PDP Released: IVSE1/PDP	Document: DB22260821EN Version: 04	Page 1 of 3
---	---------------------------------------	-------------

22260821	DATA SHEET	
Valid from: 24.01.2024	AB-C5-M12MS-(L*)PUR-M12FS-SH	


Line

Cable construction	5 x AWG22/42
Signal line, construction	42 x 0,1 mm
Conductor cross-section	0,34 mm ²
Conductor diameter including isolation	1,27 mm ± 0,02 mm
Cable outer diameter	5,9 mm ± 0,15mm
Insulation color	brown, white, blue, black, grey
Sheath color	grey-black, RAL 7021
Shielding	Braid of tinned copper wires
Number of bending cycles	10.000.000
Bending radius	52 mm
Traveling distance	10 m
Traveling speed	3 m/s
Acceleration	10 m/s ²
Cable weight	43 kg/km
Outer coating, material	PUR
Wire insulation, material	PP
Insulation resistance	70 GΩ*km (at 20 °C)
Conductor resistance	≤ 57 Ω/km (at 20 °C)
Flame resistance	acc. to UL 758 / 1581 FT2 DIN EN 60332-2-2 (20 s)
Halogen-free	acc. to DIN VDE 0472 Part 815 DIN EN 50267-2-1
Oil resistance	acc. to DIN EN 60811-2-1
Other resistances	resistant to hydrolysis and microbes good resistant to acids, lyes and solvents limited UV resistance acc. to DIN EN ISO 4892-2-A resistant to sea water

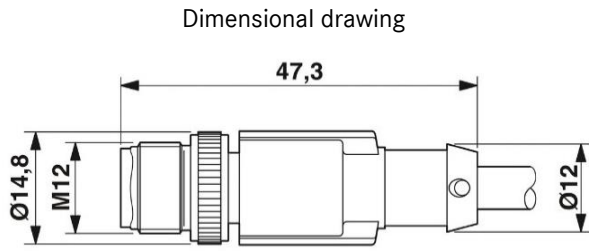
Standards/Approvals

Product standard, M12 connector	IEC 61076-2-101
UL-Listed, E-File	E249137

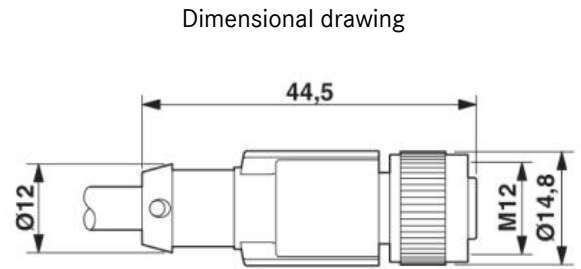
Creator: THLE3/PDP Released: IVSE1/PDP	Document: DB22260821EN Version: 04	Page 2 of 3
---	---------------------------------------	-------------

22260821	DATA SHEET	
Valid from: 24.01.2024	AB-C5-M12MS-(L*)PUR-M12FS-SH	

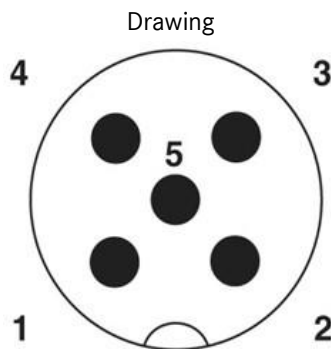
Technical drawing



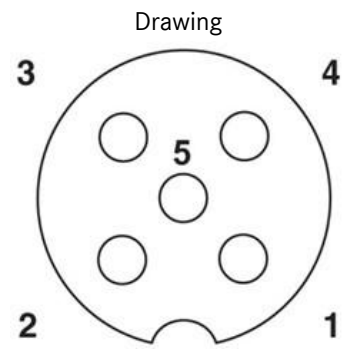
Plug M12 x 1, straight, shielded



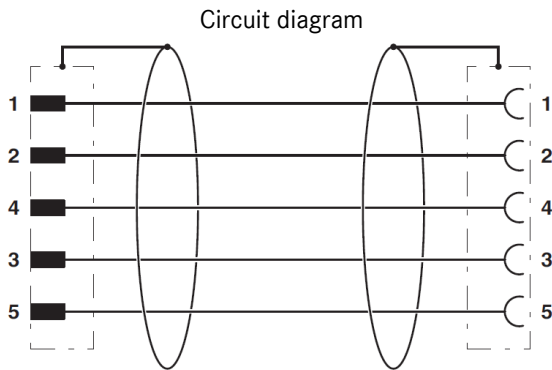
Jack M12 x 1, straight, shielded




Pin assignment M12-plug, 5-pol, A-coding



Pin assignment M12-jack, 5-pol, A-coding



Pin assignment between M12-plug and M12-jack



Application range

For increased mechanical load and rough operating conditions

Note

Photographs are not true to scale and do not represent detailed images of the respective products.

Creator: THLE3/PDP Released: IVSE1/PDP	Document: DB22260821EN Version: 04	Page 3 of 3
---	---------------------------------------	-------------