Art.-Nr.: *Article No.*	Artikelbeschreibung *Article description*	Gehäuse Typ *Housing type*	Farbe *Color*
19429100	EPIC® H-A 3 TGVB M20 gr 3-13.5mm	Kupplungsgehäuse mit Kabelverschraubung *Cable coupler hood with cable gland*	Grau/ *grey*
19620300	EPIC® H-A 3 TGVB M20 bk 3-13.5mm	Kupplungsgehäuse mit Kabelverschraubung *Cable coupler hood with cable gland*	Schwarz/ *black*

1 Dichtring aus dem Gehäuse herausnehmen / *Remove the sealing ring from the housing*

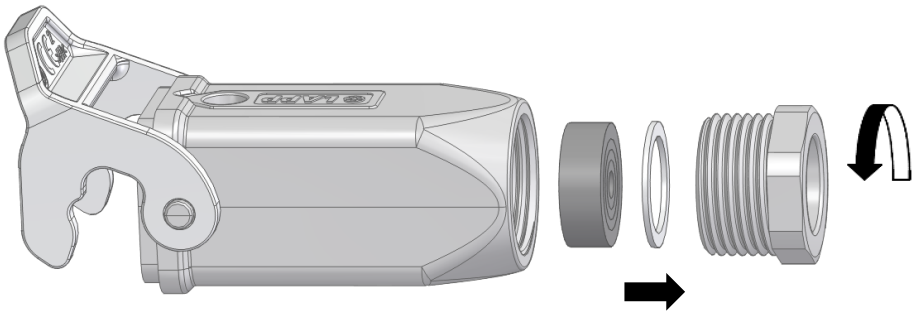

2 Dichtring an Kabeldurchmesser anpassen / *Adjust the sealing ring to the cable diameter*

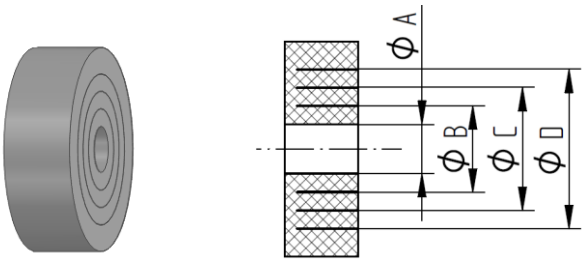

Anpassung vom Dichtring *Adjustment of the sealing ring*	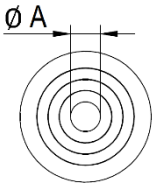	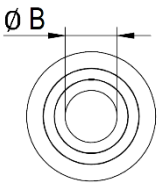	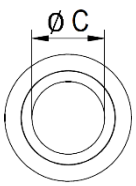	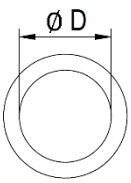
Kabelklemmbereich [mm] *Cable clamping range [mm]*	3,0 – 5,0	5,0 – 7,5	7,5 – 10,5	10,5 – 13,5

Wir behalten uns alle Rechte gemäß DIN ISO 16016 vor. *We reserve all rights according to DIN ISO 16016.*

3 Kabel einführen / *Insert the cable*

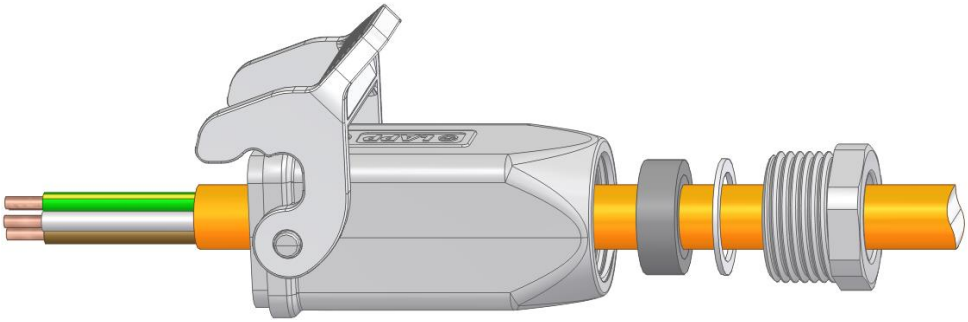

4 Einsatz anschließen / *Connect the insert*

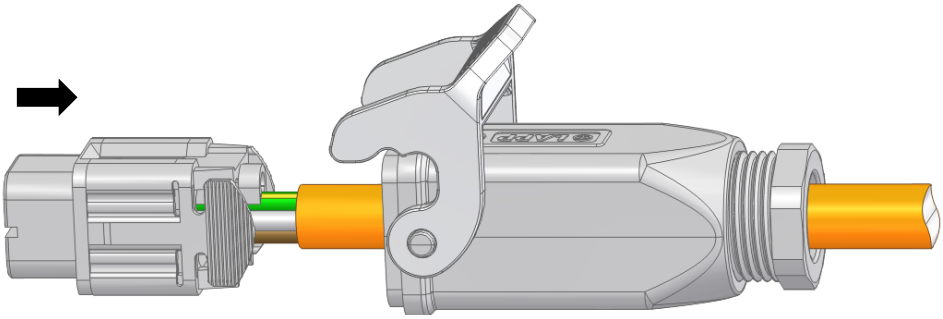

Siehe Montageanleitung für Einsatz
See installation instruction for insert

5 Einsatz mit der Schraube befestigen, z.B. Schlitz 4,0 x 0,8 / *Fasten the insert by the screw, e.g. slotted 4,0 x 0,8*

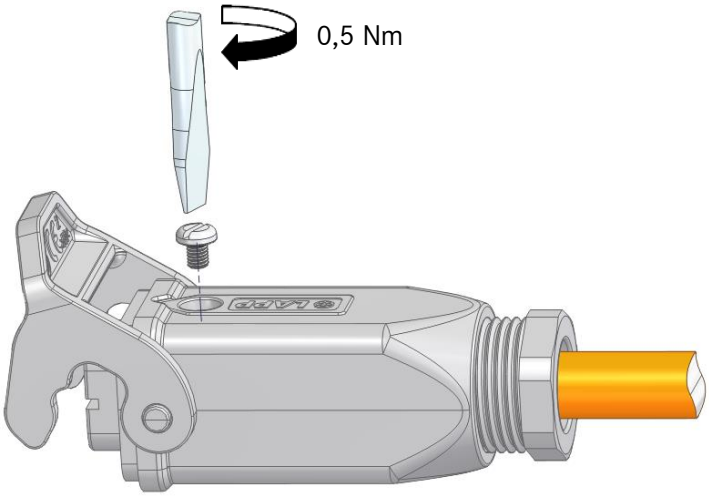

Wir behalten uns alle Rechte gemäß DIN ISO 16016 vor. *We reserve all rights according to DIN ISO 16016.*

6 Kabel mit der Verschraubung befestigen / *Fasten the cable with the cable gland*

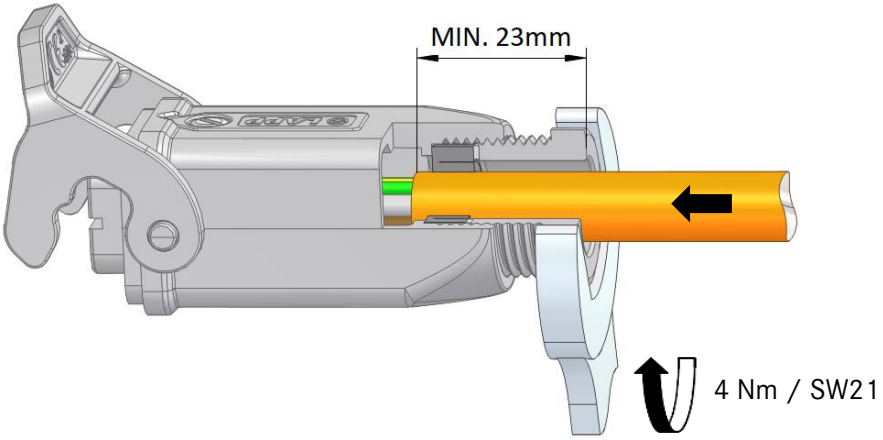

Zulassungen / *Certifications:*

CE UK CA

ACHTUNG: NICHT UNTER LAST STECKEN ODER TRENNEN
CAUTION: *DO NOT DISCONNECT UNDER LOAD*
ATTENTION: NE PAS UTILISER POUR COUPER LE COURANT

LAPP
U.I. Lapp GmbH
Schulze-Delitzsch-Straße 25 • D-70565 Stuttgart
www.lapp.com

Wir behalten uns alle Rechte gemäß DIN ISO 16016 vor. *We reserve all rights according to DIN ISO 16016.*