


1 1250000	DATA SHEET	
Valid from: 03.07.2024	EPIC® H-D 7 SCG / H-D 7 BCG stamped	

Description

- H-D inserts for stamped and machined crimp contacts
- Small, high-performance connector
- High performance crimping contacts
- PE contact with screw connection



General Characteristics

Series	H-D 7
Version	Male (Article 11250000) /Female (Article 11251000)
Number of Contacts	7 + PE
Termination Methods	Crimp termination: 0.14 - 2.5 mm ²
Temperature Range	-40°C to +100°C, short-term up to +125°C

Mechanical Characteristics

Cycle of mechanical operation	100
-------------------------------	-----

Electrical Characteristics

Rated Voltage, IEC	24 V (AC)/60 V (DC) metal housing 250 V thermoplastic housing
Rated Voltage, UL	250 V
Rated Impulse Voltage	2.5 kV
Rated Current, IEC	10 A
Rated Current, UL	10 A
Contact Resistance	< 2 mOhm
Degree of Soiling	3

Materials and Surfaces

Contacts	Copper alloy, hard silver/gold-plated
Insulating Body	PBT
Flammability Class according to UL 94	V0


Approvals

UL-Approval, E-File-Number	E75770
VDE-Approval, VDE-REG.-Nr.	B437

Standard

Safety Standard	IEC 61984, UL 1977
-----------------	--------------------

Creator: MANA2/PDP Released: IVSE1/PDP	Document: DB11250000EN Version: 02	Page 1 of 2
---	---------------------------------------	-------------

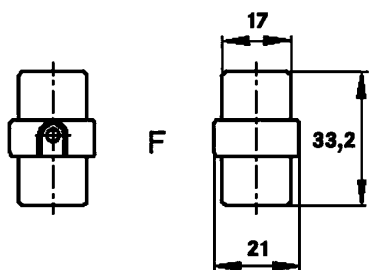
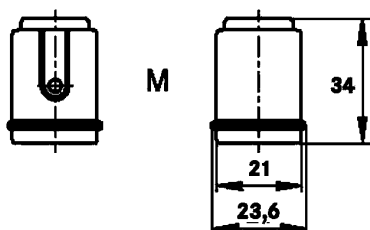
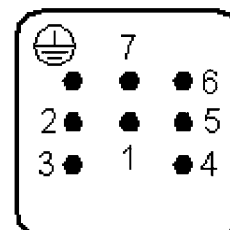
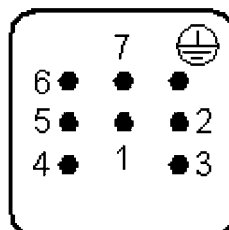
1 1250000	DATA SHEET	
Valid from: 03.07.2024	EPIC® H-D 7 SCG / H-D 7 BCG stamped	

Technical Drawings



M

F



Industrial machinery and plant engineering

Info

Compact, powerful standard insert
Space saving, crimping contact

Application range

Machine and equipment manufacturing
Control engineering

Remark

Photographs are not to scale and do not represent detailed images of the respective products.

Creator: MANA2/PDP Released: IVSE1/PDP	Document: DB11250000EN Version: 02	Page 2 of 2
---	---------------------------------------	-------------