

Technical data sheet

Wall and support bracket MWAG 12 A2

Item number: 6424400



Light-duty wall and support bracket with edged design for screwless mesh cable tray fastening.
Including truss-head bolt M10 x 25 for fastening to U supports.
Including truss-head bolt M10 x 25 for fastening to U supports.



A2 Stainless steel

2B Bright, treated

Master data

Item number	6424400
Type	MWAG 12 11 A2
Description 1	Wall and support bracket
Description 2	for mesh cable tray
Manufacturer	OBO
Dimension	B110mm
Colour	stainless steel
Material	Stainless steel 1.4301
Surface	Bright, treated
Surface standard	
Smallest sales unit	1
Unit of quantity	Piece
Weight	16 kg
Weight unit	kg/100 pc.
CO2 Footprint (GWP) Cradle-to-Gate	1,0335 kg CO2e / 1 Piece

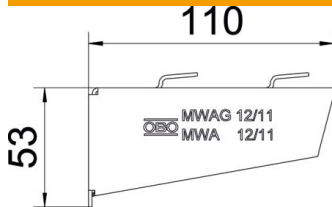
Technical data sheet

Wall and support bracket MWAG 12 A2

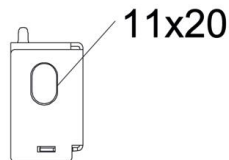
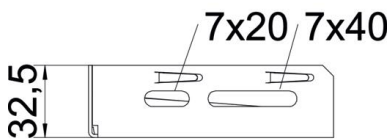
Item number: 6424400



Dimensions



Width	110 mm
Height	53 mm
Dimension A	32.5 mm
Dimension B	110 mm
Dimension H	53 mm



Technical data

Version for	Wall and support bracket
F in kN	1.2 kN
Maintain electrical functions for width min.	no
Hole diameter	100
Rustproof steel, pickled	11 mm
Angle range, max.	no
Angle range, min.	90 mm
	90 mm

Characteristic anchor load values for wall and support bracket MWAG 12

Wall fastening	Max. load [kN]
	Bracket width [mm]
Anchor type	<TEXT><P>110</P></TEXT>, <TEXT><P>210</P></TEXT>, <TEXT><P>310</P></TEXT>, <TEXT><P>410</P></TEXT>
BZ3 10x90/0-30	<TEXT><P>1.2</P></TEXT>, <TEXT><P>1.2</P></TEXT>, <TEXT><P>1.2</P></TEXT>, <TEXT><P>1.2</P></TEXT>

Max. Belastung F ges. = Kabelgewicht + Kabelrinne + Ausleger. Die angegebenen Werte basieren auf gerissenem Beton der Festigkeitsklasse C20/25. Die Einbaubedingungen der ETA-Zulassung (Dübel) sind zu beachten!

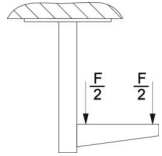
Technical data sheet

Wall and support bracket MWAG 12 A2

Item number: 6424400



Load values for MWAG 12 on suspended support



	Max. total load F in kN
	Bracket length in mm
Support	<P>100</P>, <P>200</P>, <P>300</P>, <P>400</P>
US 3 K/ 20 - 60	<P>1.2</P>, <P>1.2</P>, <P>1.2</P>, <P>1.2</P>
US 3 K/ 70 - 120	<P>1.2</P>, <P>1.2</P>, <P>1.2</P>, <P>1.2</P>
US 5 K/ 20 - 60	<P>1.2</P>, <P>1.2</P>, <P>1.2</P>, <P>1.2</P>
US 5 K/ 70 - 120	<P>1.2</P>, <P>1.2</P>, <P>1.2</P>, <P>1.2</P>