

Technical data sheet

V20 surge arrester, leakage current-free, 4-pole

Item number: 5095529



Surge arrester, type 2

- For surge voltage protection equipotential bonding to VDE 0100-443 (IEC 60364-4-44)
- Discharge capacity to 30 kA (8/20) per pole through a high-performance series connection of varistor and spark gap
- Modular connectable arrester with cut-off unit and visual status display
- Locking mechanism with vibration protection and voltage keying
- Plastic to UL 94 V-0
- The remote signalling variants (FS) have a potential-free changeover contact for remote signalling

Application: Equipotential bonding in main and sub-distributions.



Master data

Item number	5095529
Type	V20-LCF-4-280
Description 1	SurgeController V20
Description 2	leakage current-free 4-pole
Manufacturer	OBO
Dimension	280V
Smallest sales unit	1
Unit of quantity	Piece
Weight	61.2 kg
Weight unit	kg/100 pc.
CO2 Footprint (GWP) Cradle-to-Gate	2,2788 kg CO2e / 1 Piece

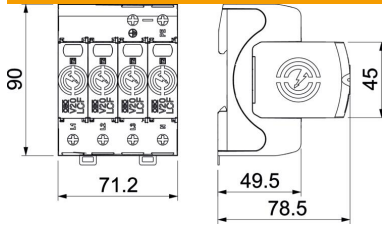
Technical data sheet

V20 surge arrester, leakage current-free, 4-pole

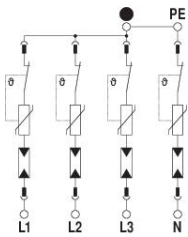
Item number: 5095529



Dimensions



Technical data



Arrester surge current (8/20 μ s) [total]	120 kA
Connection cross-section (min.)	1.5 mm ²
Response time [L-N]	100 ns
Response time [N-PE]	100 ns
Blow-out	no
Pole version	4
Operating temperature, max.	80 °C
Operating temperature, min.	-40 °C
Torque	35 Lbs
Torque	4 Nm
Installation location	Interior
Remote signalling	no
Function/defect display	Visual
Housing material surge protection components	PA UL 94 V-0
Maximum continuous voltage (L-N)	280 V
Maximum continuous voltage AC	280 V
Integrated back-up fuse	no
Short-circuit resistant	yes
Short-circuit resistance for max. mains-side overcurrent protection	50 kA eff
Conductor cross-section, flexible (fine-wire), max.	35 mm ²
Conductor cross-section, flexible (fine-wire), max.	2 AWG
Conductor cross-section, flexible (fine-wire), min.	16 AWG
Conductor cross-section, flexible (fine-wire), min.	1.5 mm ²
Conductor cross-section, rigid (single-wire/multiwire), max.	2 AWG
Conductor cross-section, rigid (single-wire/multiwire), max.	35 mm ²
Conductor cross-section, rigid (single-wire/multiwire), min.	16 AWG
Conductor cross-section, rigid (single-wire/multiwire), min.	1.5 mm ²
Humidity, min.	5 %
Humidity, max.	95 %
Max. mains-side overcurrent protection	160 A gL/gG
Maximum back-up fuse	160 A

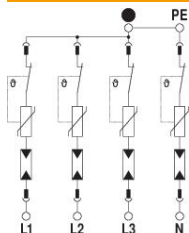
Technical data sheet

V20 surge arrester, leakage current-free, 4-pole

Item number: 5095529



Technical data



Maximum discharge current (8/20 μ s)	30 kA
Maximum discharge current (8/20 μ s) [L-N]	30 kA
Minimum distance	1.5 mm
Installation type	DIN rail 35 mm
Nominal discharge current (8/20 μ s)	20 kA
Nominal discharge current (8/20 μ s) [L-N]	20 kA
Nominal voltage AC (50/60 Hz)	230 V
DC network form	no
IT network form	no
Other network form	no
TN network form	yes
TN-C network form	yes
TN-C-S network form	yes
TN-S network form	yes
TT network form	no
Ports	One-Port SPD
Test class, type 2	yes
Residual voltage [L-N] @ 1 kA	0.8 kV
Residual voltage [L-N] @ 5 kA	1 kV
Protection rating	IP20
Protective conductor current	< 500 μ A
Protection level	$\leq 1,5$ kV
Protection level [L-N]	$\leq 1,5$
Signalling on device	Visual
SPD to EN 61643-11	Type 2+3
SPD to IEC 61643-1	Class II+III
SPD to UL 1449	Type 4
Permitted temperature range, max.	80 °C
Permitted temperature range, min.	-40 °C
TOV voltage [L-N] – fail safe mode – 120 min.	440 V
TOV voltage [L-N] – withstand mode – 5 s	335 V
TOV voltage [N-PE] – withstand mode – 200 ms	1200 V